

FUEL ECONOMY GUIDE MODEL YEAR 2020



EPA Fuel Economy and Environment

Fuel Economy
35 MPG
City 32 Highway 40
2.9 gpm/100 miles

You save **\$1,750**
in fuel costs
over 5 years
compared to
2012 EPA fuel economy
with EPA take-home
price.

Annual Fuel Cost **\$1,150**

fueleconomy.gov

GOVERNMENT 5-STAR SAFETY RATINGS

Overall Vehicle Score: *****

Frontal Crash: *****
Side Crash: *****
Rear Crash: *****
Rollover: *****

DELIVERY

VEHICLE CO. LINE
EXT. FINANCING
WARRANTY
PREP. ASSEMBLY POINT
REPAIRS
REPAIRS METHOD
RECALLS

ENERGY U.S. DEPARTMENT OF ENERGY
www.fueleconomy.gov
the official U.S. government source for fuel economy information

Find a Car | Save Money & Fuel | Benefits | My MPG | Advanced Cars & Fuels | About EPA Ratings | More

Gasoline 2.88

Improved fuel economy saves you money.
Find out how much with our Fuel Savings and Cost Calculator!

Find & Compare Cars | My MPG | Save Money | Hybrids & Electrics

Calculate or Share Your MPG
Estimates from Drivers Like You
Enter Your MPG at the Pump

Gas Mileage Tips
Fuel Cost Calculator
Find the Cheapest Gas

Hybrids
Plug-in Hybrids
All-Electric Vehicles

Find-A-Car App

Download on the **App Store**

GET IT ON **Google Play**

Smart car shoppers know where to find the most important information
fueleconomy.gov



U.S. Department of Energy
Office of Energy Efficiency and Renewable Energy
U.S. Environmental Protection Agency
UPDATED: January 7, 2020





CONTENTS

- i Using the *Fuel Economy Guide*
- 1 How the *Guide* is Organized
- 1 Why Some Vehicles Are Not Listed
- 1 Vehicle Classes Used in this Guide
- 2 Understanding the *Guide* Listings
- 3 Tax Incentives and Disincentives
- 3 Fuel Economy Saves You Money
- 4 Fueling Options
- 5 Alternative Fueling Station Locator
- 6 Improve Your Fuel Economy
- 7 Advanced Vehicle Technologies
- 8 Annual Fuel Cost Ranges for Vehicle Classes
- 9 Fuel Economy Leaders
- 10 2020 Model Year Vehicles
- 36 Diesel Vehicles
- 38 All-Electric Vehicles
- 41 Fuel Cell Vehicles
- 42 Plug-In Hybrid Electric Vehicles
- 47 Ethanol Flexible Fuel Vehicles

The U.S. Environmental Protection Agency (EPA) and U.S. Department of Energy (DOE) produce the *Fuel Economy Guide* to help car buyers choose the most fuel-efficient vehicle that meets their needs. The *Guide* is available on the Web at fueleconomy.gov.

Fuel Economy Estimates

The purpose of EPA's fuel economy estimates is to provide a reliable basis for comparing vehicles.

Most vehicles in this guide (other than plug-in hybrids) have three fuel economy estimates:

- A "city" estimate that represents urban driving, in which a vehicle is started in the morning (after being parked all night) and driven in stop-and-go traffic
- A "highway" estimate that represents a mixture of rural and interstate highway driving in a warmed-up vehicle, typical of longer trips in free-flowing traffic
- A "combined" estimate that represents a combination of city driving (55%) and highway driving (45%)

Estimates for all vehicles are based on laboratory testing under standardized conditions to allow for fair comparisons.

Flexible fuel vehicles (FFVs), which can use gasoline and E85, have estimates for both fuels. Plug-in hybrid electric vehicles (PHEVs) have estimates for (1) electric-only or blended electric and gasoline operation and (2) gasoline-only operation. PHEVs are discussed in more detail on page 42. For answers to frequently asked questions about fuel economy estimates, visit fueleconomy.gov.

Annual Fuel Cost Estimates

This guide provides annual fuel cost estimates, rounded to the nearest \$50, for each vehicle. The estimates are based on the assumptions that you travel 15,000 miles per year (55% under city driving conditions and 45% under highway conditions) and that fuel costs \$2.58/gallon for regular unleaded gasoline, \$2.97/gallon for mid-grade unleaded gasoline, and \$3.21/gallon for premium. Cost-per-gallon assumptions for vehicles that use other fuel types are discussed at the beginning of those vehicle sections.

Visit fueleconomy.gov to personalize fuel costs based on current fuel prices and your driving habits.

Your Fuel Economy Will Vary

EPA's fuel economy values are good estimates of the fuel economy a typical driver will achieve under average driving conditions and provide a good basis to compare one vehicle to another. Still, your fuel economy may be slightly higher or lower than EPA's estimates. Fuel economy varies, sometimes significantly, based on driving conditions, driving style, and other factors.

To ensure that estimates are consistent across different makes and models, the EPA estimates are based on a standardized, repeatable testing procedure. These tests model an "average" driver's environment and behavior based on real-world conditions, such as stop-and-go traffic.

However, it is impossible for a single test to predict fuel economy precisely for all drivers in all environments. For example, the following factors can lower your vehicle's fuel economy:

- Aggressive driving (speeding and hard acceleration and hard braking)
- Excessive idling, accelerating, and braking in stop-and-go traffic
- Cold weather (engines are more efficient when warmed up). The impact is greater for short trips.
- Driving with a heavy load or with the air conditioner running
- Improperly tuned engine or under-inflated tires
- Driving on mountainous or hilly terrain
- High-performance or snow tires
- Use of remote starters

In addition, small variations in vehicle manufacturing can cause fuel economy variations in the same make and model, and some vehicles don't attain maximum fuel economy until they are "broken in" (around 3,000–5,000 miles).

With fuel-efficient driving techniques, drivers may also achieve better fuel economy than the EPA estimates. See "Improve Your Fuel Economy" on page 6 for tips on maximizing your fuel economy.

The EPA ratings are a useful tool for comparing vehicles because they are always done in precisely the same way under the same set of conditions. However, they may not accurately predict the fuel economy *you* will get. This is also true for annual fuel cost estimates. For more information on fuel economy ratings and factors that affect fuel economy, visit fueleconomy.gov.



HOW THE *GUIDE* IS ORGANIZED

Fuel economy estimates for all vehicles begin with the "2020 Model Year Vehicles" section on page 10. Vehicles are organized by EPA vehicle class and, for trucks and vans, drive type (two- or four-wheel drive).

Additional sections are dedicated to specific vehicle technology or fuel types for consumers looking for advanced vehicles or alternatives to gasoline vehicles—diesels, plug-in hybrids, all-electric vehicles, flex-fuel vehicles, and fuel cell vehicles.

WHY SOME VEHICLES ARE NOT LISTED

Light-duty fuel economy regulations do not apply to

- Sport utility vehicles (SUVs) and passenger vans with a gross vehicle weight rating (GVWR) of more than 10,000 pounds—GVWR is the vehicle weight plus carrying capacity
- Other vehicles with a GVWR of 8,500 pounds or more or a curb weight over 6,000 pounds

Therefore, manufacturers do not have to estimate their fuel economy, and fuel economy labels are not posted on their windows. Also, fuel economy information on some vehicles was not available in time to be included in this guide. More up-to-date information can be found at fuelconomy.gov.

VEHICLE CLASSES USED IN THIS GUIDE

CARS		TRUCKS	
Class	Passenger & Cargo Volume (cu. ft.)	Class	Gross Vehicle Weight Rating* (pounds)
TWO-SEATER CARS	Any	PICKUP TRUCKS	
SEDANS		Small	Under 6,000
Minicompact	Under 85	Standard	6,000 to 8,500
Subcompact	85 to 99	VANS	
Compact	100 to 109	Passenger	Under 10,000
Midsize	110 to 119	Cargo	Under 8,500
Large	120 or more	MINIVANS	Under 8,500
STATION WAGONS		SPORT UTILITY VEHICLES	
Small	Under 130	Small	Under 6,000
Midsize	130 to 159	Standard	6,000 to 9,999
Large	160 or more	SPECIAL PURPOSE VEHICLES	Under 8,500

*Gross vehicle weight rating - vehicle weight plus carrying capacity

UNDERSTANDING THE *GUIDE* LISTINGS

We hope you'll find the *Fuel Economy Guide* easy to use! Fuel economy and annual fuel cost data are organized by vehicle class (see page 1 for a list of classes). Within each class, vehicles are listed alphabetically by manufacturer and model.

Vehicle models with different features, such as engine size or transmission type, are listed separately. Engine and transmission attributes are shown in the first column under the model name.

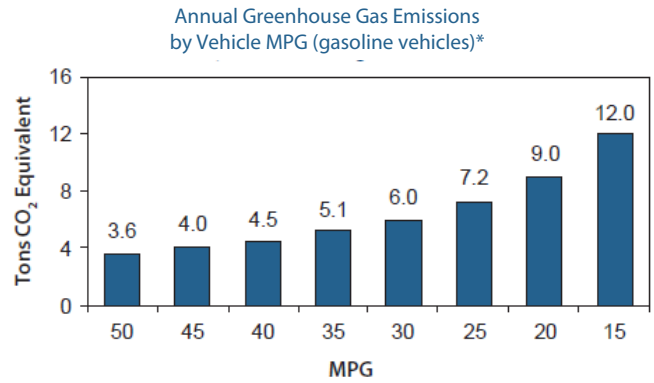
Additional attributes needed to distinguish among vehicles (e.g., fuel type or suggested fuel grade) are listed in the "Notes" column. A legend for abbreviations is provided on page 10.

A "P" in the "Notes" column indicates that the manufacturer *recommends* that the vehicle be fueled with premium-grade gasoline, and a "PR" indicates that the manufacturer *requires* premium. The higher price of premium fuel is reflected in the annual fuel cost of these vehicles.

The most fuel-efficient vehicles in each class and alternative fuel vehicles are indicated with special markings (see the diagram below). Vehicles that can use more than one kind of fuel have an entry for each fuel type. Interior passenger and cargo volumes are located in the index at the back of the *Guide*.

Each vehicle listing includes a greenhouse gas (GHG) rating on a scale of 1 (worst) to 10 (best). This rating is a comparison of the tailpipe GHG emissions of the vehicle to those of other vehicles of the same model year.

Highway vehicles account for about 24% (1.6 billion tons) of U.S. greenhouse gas emissions each year. The average recent-model vehicle causes the release of 6 to 9 tons of GHGs each year. Switching from a vehicle that gets 20 miles per gallon (MPG) to one that gets 25 MPG can reduce GHG emissions by 1.7 tons per year.



*Includes both tailpipe and upstream emissions.

Sample Vehicle Listing (Not Actual Data)

Manufacturer Model Configuration (trans, eng size, cyl)	MPG		Annual Fuel Cost	GHG Rating	Notes
	Comb	City/Hwy			
KIA Soul Electric A-1	108	124/93	\$600	10	EV
TOYOTA COROLLA AV-S7, 1.8L, 4cyl	31	28/35	\$1,350	7	P T
M-6, 1.8L, 4cyl	30	27/35	\$1,400	7	P T
LARGE CARS					
CHEVROLET Impala A-S6, 2.5L, 4cyl	25	22/29	\$1,700	5	SS
A-S6, 3.6L, 6cyl	22	19/28	\$1,950	4	
Impala FFV A-S6, 3.6L, 6cyl	22	18/28	\$1,950	4	Gas
	16	14/20	\$1,950	5	E85

Manufacturer

Model

The most fuel-efficient vehicle per class is listed in blue boldface type and marked with a blue pointer (▶).

EPA combined city/highway MPG estimate based on 55% city and 45% highway driving

Vehicle class

Transmission information: type (A=automatic, A-S=automatic transmission-select shift, AV=continuously variable transmission, M=manual, etc.) followed by number of gears or speeds

Alternative fuel vehicles are highlighted by a blue bar, and those that can use two kinds of fuel, such as flexible fuel vehicles (FFVs), have an entry for each fuel type.

EPA city & highway MPG estimates.
EXAMPLE: 124 MPG city; 93 MPG highway

Compares the tailpipe greenhouse gas emissions to those of other vehicles of the same model year on a scale of 1 (worst) to 10 (best)

Additional information to help further identify the vehicle (e.g., engine and fuel system info) along with other useful information about taxes, required fuel grade, etc.
EXAMPLE: P=premium gasoline recommended, T=turbocharger

Estimated annual fuel cost, assuming 15,000 miles of travel a year (55% city and 45% highway) and an average fuel price

FFVs have fuel economy, fuel cost, and GHG estimates for both gasoline and E85.

Engine size (in liters) followed by number of cylinders. EXAMPLE: 3.6-liter, 6-cylinder engine



TAX INCENTIVES AND DISINCENTIVES

Federal Tax Credits

You may be eligible for a federal income tax credit of up to \$7,500 if you purchase a qualifying electric or plug-in hybrid vehicle in 2019–2020. Note that the federal tax credit begins to phase out after the manufacturer has sold more than 200,000 qualifying vehicles. Visit [fueleconomy.gov](https://www.fueleconomy.gov) for more information on qualifying models, credit amounts, and phase-out dates.

Gas Guzzler Tax

The Energy Tax Act of 1978 requires auto companies to pay a "gas guzzler" tax on the sale of cars with exceptionally low fuel economy. Such vehicles are identified in the *Guide* by the word "Tax" in the "Notes" column. In the dealer showroom, the words "Gas Guzzler" and the tax amount are listed on the vehicle's fuel economy label. The tax does not apply to light trucks.

FUEL ECONOMY SAVES YOU MONEY

The average household spends about one-fifth of its total family expenditures on transportation, making it the second most expensive category after housing. You could save as much as \$1,000 (or more) in fuel costs each year by choosing the most fuel-efficient vehicle in a particular class. This can add up to thousands of dollars over a vehicle's lifetime. Fuel-efficient models come in all shapes and sizes, so you need not sacrifice utility or size.

Each vehicle listing in the *Fuel Economy Guide* provides an estimated annual fuel cost (see page i). The Find and Compare Cars tool at [fueleconomy.gov](https://www.fueleconomy.gov) features an annual fuel cost calculator that allows you to insert your local gasoline prices and typical driving conditions (percentage of city and highway driving) to obtain more accurate fuel cost information for your vehicle.



Ethanol Blends—E85, E15, and E10

Ethanol is a domestically produced, renewable fuel made primarily from corn and sugar cane. The use of ethanol as a vehicle fuel can reduce greenhouse gas (GHG) emissions.

E10 is a blend of 10% ethanol and 90% gasoline and is legal for use in any gasoline-powered vehicle. Most of the gasoline sold in the U.S. contains up to 10% ethanol to boost octane, meet air quality requirements, or satisfy the federal Renewable Fuel Standard. As of 2011, EPA began allowing the use of E15 in model year 2001 and newer gasoline vehicles. Ethanol contains about one-third less energy than gasoline. So, vehicles will typically go 3%–4% fewer miles per gallon on E10 and 4%–5% fewer miles per gallon on E15 than on 100% gasoline. While E10 is available everywhere, E15 is currently available at about 1,800 stations in the United States.

E85 (or flex fuel) is a high-level ethanol-gasoline blend containing 51%–83% ethanol, depending on the season and geographic location. Drivers can use E85 in flexible fuel vehicles (FFVs), which are specially designed to run on gasoline, E85, or any mixture of the two. FFVs are offered by several vehicle manufacturers. To determine whether your vehicle is an FFV, check the inside of your car’s fuel filler door for an identification sticker or consult your owner’s manual. More than 3,300 filling stations in the United States currently sell E85. Visit afdc.energy.gov/locator/stations to find stations near you.

FFVs typically experience a 15%–27% drop in fuel economy when operating on E85 instead of regular gasoline due to ethanol’s lower energy content and other factors, assuming gasoline typically contains about 10% ethanol. Drivers should notice no degradation in performance. In fact, some FFVs produce more torque and horsepower when fueled with higher-level ethanol blends.

Biodiesel

Biodiesel is a domestically produced renewable fuel manufactured from vegetable oils or animal fats for use in diesel vehicles. Using biodiesel in place of petroleum diesel can reduce GHG emissions.

Biodiesel can be blended with petroleum diesel at any percentage. B20 is a common biodiesel blend that contains 20% biodiesel and 80% petroleum diesel. B5 (5% biodiesel and 95% petroleum diesel) is another common blend. All vehicle manufacturers have approved biodiesel blends up to and including B5 for use in all diesel engines, and some have approved the use of blends up to B20 in a few recent model year vehicles. Keep in mind that using higher-level biodiesel blends may affect your vehicle warranty. Check your owner’s manual or check with your vehicle manufacturer to determine the right blend for your vehicle.

Purchase commercial-grade biodiesel from a reputable dealer. Never refuel with recycled grease or vegetable oil that has not been converted to biodiesel. It will damage your engine.

Close to 200 stations currently dispense B20. Visit afdc.energy.gov/locator/stations to find service stations selling biodiesel near you.

Premium- vs Regular-Grade Gasoline

Regular unleaded (87 octane) is the recommended fuel for most gasoline vehicles. Using a higher-octane gasoline than recommended by the owner’s manual does not improve performance or fuel efficiency under normal conditions. Check your owner’s manual for the recommended grade of fuel for your vehicle, and visit fueleconomy.gov for more information about selecting the right octane for your vehicle.

Charging Your Electric or Plug-in Hybrid Vehicle

Electric vehicle (EV) and plug-in hybrid owners have several charging options. Many owners will do most of their charging at home. Some workplaces, businesses, and multi-unit dwellings (condos/apartments) provide charging, and there are about 22,000 public charging stations across the country.

There are three basic types of charging:

- **Level 1 charging:** You can plug into a regular 120-volt (V) outlet—the kind found in your home. This is the slowest type of charging—about 2 to 5 miles of range per hour of charging—but requires no special charger or outlet type. Most, if not all, plug-in vehicles are equipped with a cord to allow this type of charging.
- **Level 2 charging:** These chargers supply current at 208 to 240 V and provide 10 to 20 miles of range per hour of charging. Most public chargers are Level 2 chargers. You can also have a Level 2 charger installed at home. Most public chargers use a standard plug type that is compatible with all vehicles from

major manufacturers. Tesla charging stations use a different plug type that cannot be used by other vehicles. However, Tesla provides an adaptor that allows its vehicles to use both Tesla and standard Level 2 charging stations.

- **Fast charging:** Also called DC fast charging or DC quick charging, this is the fastest kind of charging, providing 60 to 80 miles of range (or more) to the battery in 20 minutes. Not all vehicles can accept fast charging, nor do all vehicles use the same type of plug for DC fast charging, so check your owner's manual. Quick charging stations are usually located along heavy traffic corridors. Due to expense and electric current requirements, they are not practical for home installation.

Note: Charge rate can vary based on vehicle model. So, check the owner's manual for estimated charge time. Charge rate also depends on other factors, such as the battery's state of charge and the ambient temperature. Visit afdc.energy.gov/fuels/electricity_infrastructure.html for more information.

ALTERNATIVE FUELING STATION LOCATOR

Wondering where you can fuel up your alternative fuel vehicle? The Alternative Fueling Station Locator can help you find a station near you or within a given distance from a planned route. The Station

Locator shows fueling locations for ethanol, electricity, biodiesel, propane, natural gas, and hydrogen. Check it out at afdc.energy.gov/stations.

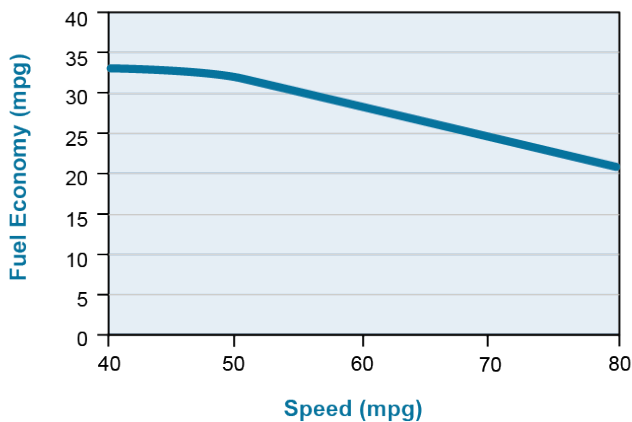
The screenshot displays the Alternative Fueling Station Locator interface. At the top, there are search filters for "Public Stations" and "Advanced Filters", along with a location selector set to "U.S. and Canada". The main search area includes a route from Tennessee to Washington DC, with a search for "Electric" stations. The interface shows filters for "Level 1", "Level 2", and "DC Fast Charging" (with sub-options for CHAdeMO, CCS, and Tesla). A search button "Find Stations" is visible. Below the filters, it indicates "Show stations within 5 miles of the route" and "389 stations along the route". A "Download list of stations on route" button is present. The map shows a route through Tennessee, Kentucky, West Virginia, Virginia, and Maryland, with various charging stations marked along the way. Two specific stations are highlighted in a list on the left: "City Hall Parking Garage" and "Old Fort Park (Kids' Castle Playground)".

Drive More Efficiently

- Aggressive driving (speeding and rapid acceleration/braking) can lower your gas mileage by roughly 15%–30% at highway speeds and 10%–40% in stop-and-go traffic.

Driver feedback devices can help you drive more efficiently, improving fuel economy by up to 10%.

- Observe the speed limit. Each 5 MPH you drive over 60 MPH can reduce your fuel economy by 7%. For a personalized estimate of the effect of speeding on your fuel economy, visit fueleconomy.gov.
- Avoid idling. Idling gets 0 miles per gallon and costs as much as \$0.02 per minute.
- Using cruise control on the highway helps you maintain a constant speed and, in most cases, will save fuel.



Keep Your Car in Shape

- Servicing a car that is noticeably out of tune can improve your gas mileage by about 4%.
- Keeping tires inflated to the recommended pressure can typically improve fuel economy by 0.6%.
The manufacturer's recommended tire pressure can be found on the tire information placard and/or vehicle certification label located on the vehicle door edge, doorpost, glove-box door, or inside the trunk lid.
- Using the recommended grade of motor oil can improve your fuel economy by 1%–2% if you've been using the wrong grade.
- Keep your tires aligned and balanced.
- Replacing a clogged air filter can improve gas mileage on older cars with carbureted engines.

Plan and Combine Trips

- A warmed-up engine is more fuel-efficient than a cold one. Many short trips taken from a cold start can use twice as much fuel as one multipurpose trip covering the same distance.

Note: Letting your car idle to warm up doesn't help your fuel economy: it actually uses more fuel and creates more pollution.

Other Solutions

- Avoid carrying unneeded items. An extra 100 pounds can decrease fuel economy by about 1%.
- Avoid carrying cargo on your roof. A large, blunt rooftop cargo box, for example, can reduce fuel economy by 2%–8% in city driving, 6%–17% on the highway, and 10%–25% at interstate speeds (65 to 75 MPH).
Rear-mount cargo boxes or trays reduce fuel economy by much less (1%–2% in city driving and 1%–5% on the highway).
- Use the "economy mode" feature if your vehicle has one.

For more tips on improving fuel economy, such as cold-weather tips; hot-weather tips; and tips for hybrids, plug-in hybrids, and all-electric vehicles, visit fueleconomy.gov.

Tips for Electric and Hybrid Vehicles

Most of the driving tips for conventional vehicles will also help increase the range of electric vehicles and hybrids. In addition to the driving tips above, the tips below will help you get the most out of your electric or hybrid vehicle.

1. **Read your owner's manual.** The automaker knows how to operate and maintain your vehicle to maximize fuel economy, driving range, and battery life. So, consult the owner's manual for tips specific to your vehicle.
2. **Use the economy (Eco) mode.** Many of these vehicles come with an "economy mode" or similar feature to improve fuel economy. You can often turn on this feature by just pressing a button.
3. **Avoid hard braking.** Anticipate stops and brake gently or moderately. This allows the regenerative braking system to recover energy from the vehicle's forward motion and store it as electricity. Hard braking causes the vehicle to use its conventional friction brakes, which do not recover energy.
4. **Keep the battery charged.** Keeping your plug-in hybrid's battery charged helps you use as much electricity and as little gasoline as possible, saving you fuel and money and extending the vehicle's range. For EVs, it helps maximize your driving range.
5. **Use accessories wisely.** Using accessories such as heating, air conditioning, and entertainment systems can lower fuel economy more for electric vehicles and hybrids than for conventional vehicles. So, keep that in mind when trying to maximize fuel economy or electric range. Pre-heating or pre-cooling the cabin of a plug-in hybrid or EV while it's plugged in, for example, can extend its electric range.



Manufacturers are using advanced technologies to improve fuel economy in many of their vehicles. Along with plug-in hybrids, all-electric vehicles, and fuel cell vehicles, new technologies are also being used to make conventional vehicles more efficient. Some of these fuel-saving technologies are described below. For more information, visit fuelconomy.gov.

Hybrid Vehicles

Hybrids combine the best features of the internal combustion engine with an electric motor and can significantly improve fuel economy. They are primarily propelled by an internal combustion engine, just like conventional vehicles. However, they also use regenerative braking to convert energy normally wasted during coasting and braking into electricity. The recovered electricity is stored in a battery until needed by the electric motor. The electric motor assists the engine when accelerating or hill climbing and at low speeds, where internal combustion engines are least efficient.

Fuel efficiency can vary significantly among different hybrid models due to battery and electric motor size. Hybrids with larger batteries and electric motors, sometimes called "full" or "strong" hybrids, can store more electricity and provide more power to assist the gasoline engine. Some can even run on the electric motor alone for short distances. Hybrids with smaller batteries and electric motors are often referred to as "mild" hybrids. Mild hybrid systems have a smaller effect on fuel economy. In the *Guide* listings, full hybrids are indicated by "HEV" in the "Notes" column, while mild hybrids are indicated by "MHEV."

Note: Unlike plug-in hybrids (described on page 42), conventional hybrids cannot be plugged into an external source of electricity to be recharged or run on electricity for any substantial distance. Instead, gasoline and regenerative braking provide all of the vehicle's energy.

Stop-Start Systems

Stop-start systems (sometimes called "idle-stop," "smart start," or other manufacturer-specific names) save fuel by turning off the engine when the vehicle comes to a stop and automatically starting it back up when you step on the accelerator. Stop-start can improve fuel economy by up to 5% and provides the biggest benefit in conditions where the engine would otherwise be idling,

such as stop-and-go city driving. These systems are currently available on all hybrids and on hundreds of conventional vehicle models.

Cylinder Deactivation

Cylinder deactivation "turns off" some of the engine's cylinders when they are not needed. This temporarily and seamlessly turns an 8- or 6-cylinder engine into a more efficient 4- or 3-cylinder engine.

Turbocharging

Turbocharging increases engine power, allowing a smaller, more fuel-efficient engine to be used in place of a larger one. Replacing an 8-cylinder engine with a turbocharged 6-cylinder or a 6-cylinder engine with a turbocharged 4-cylinder can save fuel and still provide extra power when needed.

Advanced Transmissions

The advanced electronics in today's vehicles can optimize gear shifting for improved fuel efficiency. Six-, 7-, and 8-speed automatic transmissions are most common, and some have even more gears. Continuously variable transmissions (CVTs) can change seamlessly through an infinite number of "gears." Transmissions with more gears allow the engine to run at its most efficient speed more often, improving fuel economy.

Improved Aerodynamics

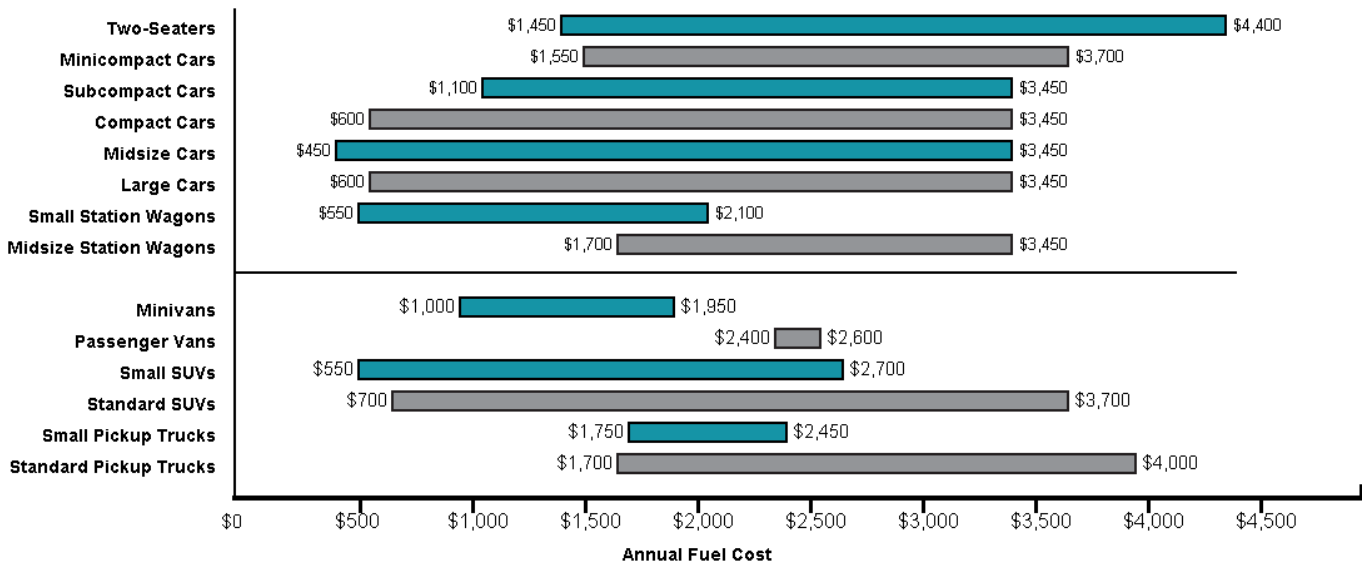
Reducing a vehicle's aerodynamic drag (wind resistance) improves fuel economy, especially at higher speeds. Many manufacturers are improving aerodynamics by refining vehicle shapes or by employing external moving parts such as "shutters" that close off the grill, allowing air to flow smoothly around the vehicle instead of into the engine compartment, where it produces more drag.

Lighter Vehicles

Reducing vehicle weight improves fuel economy, so manufacturers are beginning to redesign vehicles to weigh less while maintaining performance and safety. For example, replacing a steel body with one made from a lighter-weight material, such as aluminum, can reduce vehicle weight by hundreds of pounds.



The graph below provides the annual fuel cost ranges for the vehicles in each class so you can see where a given vehicle's cost falls within its class. Annual fuel costs assume that you travel 15,000 miles each year, drive 55% in the city and 45% on the highway, and that fuel costs \$2.58/gallon for regular unleaded gasoline, \$3.21/gallon for premium, \$3.08/gallon for diesel, and \$0.13/kWh for electricity. Visit fuelconomy.gov to calculate the annual fuel cost for a specific vehicle based on your own driving conditions and fuel prices.



Fuel economy estimates on this chart do not include vehicles operating on compressed natural gas (CNG), E85, or hydrogen.

FUEL ECONOMY LEADERS

Listed below are vehicles with the highest fuel economy in the most popular classes. For each vehicle class, we list the most fuel-efficient plug-in hybrid (PHEV) or all-electric vehicle (EV) and the most fuel-efficient conventional vehicle. Rankings are based on combined city and highway fuel economy estimates, which assume 55% city driving

and 45% highway driving. Please note that many vehicle models come in a range of engine sizes and trim lines, resulting in different fuel economy values. If there is only one vehicle in a class, a fuel economy leader is not listed. For an up-to-date list of fuel economy leaders, visit fuelconomy.gov.

	Trans Type / Speeds	Eng Size / Cylinders	MPG(e) Combined		Trans Type / Speeds	Eng Size / Cylinders	MPG(e) Combined
TWO-SEATER CARS				MIDSIZE STATION WAGONS			
BMW				VOLVO			
18 Roadster (PHEV).....	A-6.....	1.5L/3cyl.....	36†	V90 FWD.....	A-S8.....	2.0L/4cyl.....	26
FIAT				SMALL PICKUP TRUCKS			
124 Spider.....	M-6.....	1.4L/4cyl.....	30	CHEVROLET			
MINICOMPACT CARS				Colorado 2WD (diesel).....	A-6.....	2.8L/4cyl.....	23
MINI				GMC			
Cooper Convertible.....	AM-S7.....	1.5L/3cyl.....	31	Canyon 2WD (diesel).....	A-6.....	2.8L/4cyl.....	23
SUBCOMPACT CARS				STANDARD PICKUP TRUCKS			
KARMA				CHEVROLET			
Revero GT (21-inch wheels) (PHEV)	A-1.....	1.5L/3cyl.....	52†	Silverado 2WD (diesel).....	A-10.....	3.0L/6cyl.....	27
CHEVROLET				MINIVANS			
Spark.....	AV.....	1.4L/4cyl.....	33	CHRYSLER			
Spark.....	M-5.....	1.4L/4cyl.....	33	Pacifica Hybrid (PHEV).....	AV.....	3.6L/6cyl.....	48†
Spark ACTIV.....	AV.....	1.4L/4cyl.....	33	Pacifica.....	A-9.....	3.6L/6cyl.....	22
COMPACT CARS				Voyager.....	A-9.....	3.6L/6cyl.....	22
VOLKSWAGEN				HONDA			
e-Golf (EV).....	A-1.....		113*	Odyssey.....	A-10.....	3.5L/6cyl.....	22
TOYOTA				SMALL SPORT UTILITY VEHICLES			
Corolla Hybrid.....	AV.....	1.8L/4cyl.....	52	HYUNDAI			
MIDSIZE CARS				Kona Electric (EV).....	A-1.....		120*
TESLA				FORD			
Model 3 Standard Range Plus (EV)..	A-1.....		141*	Escape FWD HEV (hybrid).....	AV.....	2.5L/4cyl.....	41
TOYOTA				STANDARD SPORT UTILITY VEHICLES			
Prius Eco (hybrid).....	AV.....	1.8L/4cyl.....	56	TESLA			
LARGE CARS				Model X Standard Range (EV).....	A-1.....		101*
TESLA				LEXUS			
Model S Long Range (EV).....	A-1.....		111*	RX 450h AWD (hybrid).....	AV-S6.....	3.5L/6cyl.....	30
HYUNDAI				SMALL STATION WAGONS			
Ioniq Blue (hybrid).....	AM-6.....	1.6L/4cyl.....	58	CHEVROLET			
SMALL STATION WAGONS				Bolt EV.....	AV.....		118*
CHEVROLET				KIA			
Niro FE (hybrid).....	AM-6.....	1.6L/4cyl.....	50				

* This is an electric vehicle. Since electricity is not measured in gallons, a conversion factor is used to translate the fuel economy into miles per gallon of gasoline equivalent (MPGe).

† This vehicle is a plug-in hybrid, which runs on both gasoline and electricity. Since electricity is not measured in gallons, a conversion factor is used to translate the fuel economy when running on electricity into miles per gallon of gasoline equivalent (MPGe). The combined MPGe estimate includes both city and highway driving and gasoline and electric energy use.

2020 MODEL YEAR VEHICLES

This section contains the fuel economy values for 2020 model year vehicles. Additional information for alternative fuel vehicles can be found on pages 38–48. Alternative fuel vehicles are highlighted with a blue bar, and those

that can use two kinds of fuel, such as flexible fuel vehicles, have an entry for each fuel type. The most fuel-efficient vehicles per class are listed in blue boldface type and marked with a blue pointer (▶).



ABBREVIATIONS USED IN THIS GUIDE:

▶..... Highest MPG in Class	E85..... 85% Ethanol/15% Gasoline	MHEV..... Mild Hybrid-Electric Vehicle
2WD..... Two-Wheel Drive	Eng Size..... Engine Volume in Liters	Mode..... Multimode Transmission
4WD..... Four-Wheel Drive	EV..... Electric Vehicle	MPG..... Miles per Gallon
A..... Automatic Transmission	FCV..... Fuel Cell Vehicle	NA..... Not Available
A-S..... Automatic Transmission-Select Shift	FFV..... Flexible Fuel Vehicle	Ni-MH..... Nickel-Metal Hydride
AM..... Automated Manual	FWD..... Front-Wheel Drive	P..... Premium Gasoline Recommended
AM-S..... Automated Manual-Selectable	Gas..... Regular Gasoline	PHEV..... Plug-in Hybrid Electric Vehicle
AV..... Continuously Variable Transmission	GHG..... Greenhouse Gas	PR..... Premium Gasoline Required
AV-S..... Continuously Variable Transmission with Select Shift	GVWR..... Gross Vehicle Weight Rating	PT4..... Part-time 4WD
AWD..... All-Wheel Drive	HP..... Horsepower	RWD..... Rear Wheel Drive
City..... MPG on City Test Procedure	HEV..... Hybrid-Electric Vehicle	S..... Supercharger
Cyl..... Cylinders	Hwy..... MPG on Highway Test Procedure	SS..... Stop-Start Technology
Comb..... Combined	Li-Ion..... Lithium Ion	T..... Turbocharger
D..... Ultra-Low Sulfur Diesel	LWB..... Long Wheel Base	Tax..... Subject to Gas Guzzler Tax
	M..... Manual Transmission	Trans..... Transmission
	Mid..... Midgrade Gasoline	w/o C. D. Without Cylinder Deactivation
		XFE..... Optional Technology Package

Manufacturer Model Configuration (trans, eng size, cyl)	MPG		Annual Fuel Cost	GHG Rating	Notes
	Comb	City/Hwy			

TWO-SEATER CARS

ACURA

NSX Hybrid

AM-S9, 3.5L, 6cyl	21	21/22	\$2,300	4	PR T HEV SS
-------------------	----	-------	---------	---	-------------

ALFA ROMEO

4C

AM-6, 1.8L, 4cyl	28	24/34	\$1,700	6	P T
------------------	----	-------	---------	---	-----

ASTON MARTIN

Vantage V8

A-S8, 4.0L, 8cyl	20	18/24	\$2,400	4	P T
------------------	----	-------	---------	---	-----

AUDI

R8 AWD

AM-S7, 5.2L, 10cyl	16	13/20	\$3,000	2	P Tax
--------------------	----	-------	---------	---	-------

R8 Spyder AWD

AM-S7, 5.2L, 10cyl	16	13/20	\$3,000	2	PR Tax
--------------------	----	-------	---------	---	--------

TT Roadster quattro

AM-S7, 2.0L, 4cyl	26	23/31	\$1,500	5	T SS
-------------------	----	-------	---------	---	------

BMW

I8 Roadster

▶ A-6, 1.5L, 3cyl	See page 42.				P T PHEV SS
-------------------	--------------	--	--	--	-------------

Z4 M40i

A-S8, 3.0L, 6cyl	26	24/31	\$1,850	5	P T SS
------------------	----	-------	---------	---	--------

Z4 sDrive30i

A-S8, 2.0L, 4cyl	27	24/32	\$1,800	6	P T SS
------------------	----	-------	---------	---	--------

BUGATTI

Chiron

AM-S7, 8.0L, 16cyl	11	9/14	\$4,400	1	PR T Tax
--------------------	----	------	---------	---	----------

FERRARI

488 Pista

AM-7, 3.9L, 8cyl	17	15/20	\$2,850	3	PR T Tax SS
------------------	----	-------	---------	---	-------------

488 Pista Spider

AM-7, 3.9L, 8cyl	17	15/19	\$2,850	3	PR T Tax SS
------------------	----	-------	---------	---	-------------

812 Superfast

AM-7, 6.5L, 12cyl	13	12/16	\$3,700	1	PR Tax SS
-------------------	----	-------	---------	---	-----------

F8 Tributo

AM-7, 3.9L, 8cyl	16	15/19	\$3,000	2	PR T Tax SS
------------------	----	-------	---------	---	-------------

FIAT

124 Spider

A-6, 1.4L, 4cyl	29	25/36	\$1,650	6	P T
-----------------	----	-------	---------	---	-----

▶ M-6, 1.4L, 4cyl	30	26/35	\$1,600	7	P T
-------------------	----	-------	---------	---	-----

Manufacturer Model Configuration (trans, eng size, cyl)	MPG		Annual Fuel Cost	GHG Rating	Notes
	Comb	City/Hwy			

FORD

GT

AM-7, 3.5L, 6cyl	14	12/18	\$3,450	1	PR T Tax
------------------	----	-------	---------	---	----------

JAGUAR

F-Type AWD Convertible

A-S8, 5.0L, 8cyl	18	16/24	\$2,700	3	P S SS
------------------	----	-------	---------	---	--------

F-Type AWD Coupe

A-S8, 5.0L, 8cyl	18	16/24	\$2,700	3	P S SS
------------------	----	-------	---------	---	--------

F-Type Convertible

A-S8, 2.0L, 4cyl	26	23/30	\$1,850	5	P T SS
------------------	----	-------	---------	---	--------

A-S8, 3.0L, 6cyl	23	20/28	\$2,100	5	P S SS
------------------	----	-------	---------	---	--------

F-Type Coupe

A-S8, 2.0L, 4cyl	26	23/30	\$1,850	5	P T SS
------------------	----	-------	---------	---	--------

A-S8, 3.0L, 6cyl	23	20/28	\$2,100	5	P S SS
------------------	----	-------	---------	---	--------

F-Type S AWD Convertible

A-S8, 3.0L, 6cyl	21	18/26	\$2,300	4	P S SS
------------------	----	-------	---------	---	--------

F-Type S AWD Coupe

A-S8, 3.0L, 6cyl	21	18/26	\$2,300	4	P S SS
------------------	----	-------	---------	---	--------

F-Type S Convertible

A-S8, 3.0L, 6cyl	22	19/27	\$2,200	4	P S SS
------------------	----	-------	---------	---	--------

F-Type S Coupe

A-S8, 3.0L, 6cyl	22	19/27	\$2,200	4	P S SS
------------------	----	-------	---------	---	--------

F-Type SVR AWD Convertible

A-S8, 5.0L, 8cyl	18	16/24	\$2,700	3	P S SS
------------------	----	-------	---------	---	--------

F-Type SVR AWD Coupe

A-S8, 5.0L, 8cyl	18	16/24	\$2,700	3	P S SS
------------------	----	-------	---------	---	--------

LAMBORGHINI

Aventador Coupe

AM-S7, 6.5L, 12cyl	11	9/15	\$4,400	1	PR Tax SS
--------------------	----	------	---------	---	-----------

Aventador Roadster

AM-S7, 6.5L, 12cyl	11	9/15	\$4,400	1	PR Tax SS
--------------------	----	------	---------	---	-----------

Huracan

AM-S7, 5.2L, 10cyl	15	13/18	\$3,200	2	PR Tax
--------------------	----	-------	---------	---	--------

Huracan 2WD

AM-S7, 5.2L, 10cyl	15	13/18	\$3,200	2	PR Tax
--------------------	----	-------	---------	---	--------

Huracan Spyder

AM-S7, 5.2L, 10cyl	15	13/18	\$3,200	2	PR Tax
--------------------	----	-------	---------	---	--------

Huracan Spyder 2WD

AM-S7, 5.2L, 10cyl	15	13/18	\$3,200	2	PR Tax
--------------------	----	-------	---------	---	--------

MERCEDES-BENZ

AMG GT C Coupe

AM-7, 4.0L, 8cyl	17	15/21	\$2,850	3	PR T SS
------------------	----	-------	---------	---	---------

AMG GT C Roadster

AM-7, 4.0L, 8cyl	17	15/20	\$2,850	3	PR T Tax SS
------------------	----	-------	---------	---	-------------

AMG GT Coupe

AM-7, 4.0L, 8cyl	18	16/22	\$2,700	3	PR T SS
------------------	----	-------	---------	---	---------

Manufacturer Model Configuration (trans, eng size, cyl)	MPG		Annual Fuel Cost	GHG Rating	Notes
	Comb	City/Hwy			

AMG GT R Coupe

AM-7, 4.0L, 8cyl	17	15/20	\$2,850	3	P R T Tax SS
------------------	----	-------	---------	---	--------------

AMG GT R Roadster

AM-7, 4.0L, 8cyl	17	15/20	\$2,850	3	P R T Tax SS
------------------	----	-------	---------	---	--------------

AMG GT Roadster

AM-7, 4.0L, 8cyl	18	16/22	\$2,700	3	P R T SS
------------------	----	-------	---------	---	----------

AMG SLC43

A-9, 3.0L, 6cyl	23	20/29	\$2,100	5	P R T SS
-----------------	----	-------	---------	---	----------

SL450

A-9, 3.0L, 6cyl	22	20/28	\$2,200	4	P R T SS
-----------------	----	-------	---------	---	----------

SL550

A-9, 4.7L, 8cyl	20	17/25	\$2,400	4	P R T SS
-----------------	----	-------	---------	---	----------

SLC300

A-9, 2.0L, 4cyl	27	23/32	\$1,800	6	P R T SS
-----------------	----	-------	---------	---	----------

NISSAN

370Z

A-S7, 3.7L, 6cyl	22	19/26	\$2,200	4	PR
------------------	----	-------	---------	---	----

M-6, 3.7L, 6cyl	20	17/26	\$2,400	4	PR
-----------------	----	-------	---------	---	----

370Z Roadster

A-S7, 3.7L, 6cyl	21	18/25	\$2,300	4	PR
------------------	----	-------	---------	---	----

TOYOTA

GR Supra

A-S8, 3.0L, 6cyl	26	24/31	\$1,850	5	P T SS
------------------	----	-------	---------	---	--------

MINICOMPACT CARS

ASTON MARTIN

DB11 V12

A-S8, 5.2L, 12cyl	18	15/22	\$2,700	3	P T
-------------------	----	-------	---------	---	-----

DB11 V8

A-S8, 4.0L, 8cyl	20	18/24	\$2,400	4	P T
------------------	----	-------	---------	---	-----

DBS

A-S8, 5.2L, 12cyl	17	14/22	\$2,850	3	P T Tax
-------------------	----	-------	---------	---	---------

BENTLEY

Continental GT Convertible

AM-S8, 4.0L, 8cyl	19	16/26	\$2,550	3	P T SS
-------------------	----	-------	---------	---	--------

AM-S8, 6.0L, 12cyl	15	12/19	\$3,200	2	P T Tax SS
--------------------	----	-------	---------	---	------------

FERRARI

GTC4Lusso

AM-7, 6.3L, 12cyl	13	12/17	\$3,700	1	PR Tax PT4 SS
-------------------	----	-------	---------	---	---------------

GTC4Lusso T

AM-7, 3.9L, 8cyl	17	15/21	\$2,850	3	P R T Tax SS
------------------	----	-------	---------	---	--------------

Portofino

AM-7, 3.9L, 8cyl	18	16/22	\$2,700	3	P R T SS
------------------	----	-------	---------	---	----------

Manufacturer Model Configuration (trans, eng size, cyl)	MPG		Annual Fuel Cost	GHG Rating	Notes
	Comb	City/Hwy			

LOTUS

Evora

A-S6, 3.5L, 6cyl	20	17/24	\$2,400	4	P S
------------------	----	-------	---------	---	-----

M-6, 3.5L, 6cyl	19	16/24	\$2,550	3	P S
-----------------	----	-------	---------	---	-----

Evora GT

A-S6, 3.5L, 6cyl	20	17/24	\$2,400	4	P S
------------------	----	-------	---------	---	-----

M-6, 3.5L, 6cyl	20	17/26	\$2,400	4	P S
-----------------	----	-------	---------	---	-----

MINI

Cooper Convertible

AM-S7, 1.5L, 3cyl	31	28/36	\$1,550	7	P T SS
-------------------	----	-------	---------	---	--------

Cooper S Convertible

AM-S7, 2.0L, 4cyl	29	26/34	\$1,650	6	P T
-------------------	----	-------	---------	---	-----

John Cooper Works Convertible

A-S8, 2.0L, 4cyl	28	25/33	\$1,700	6	P T SS
------------------	----	-------	---------	---	--------

PORSCHE

911 Carrera

AM-S8, 3.0L, 6cyl	20	18/24	\$2,400	4	P R T SS
-------------------	----	-------	---------	---	----------

911 Carrera 4

AM-S8, 3.0L, 6cyl	20	18/24	\$2,400	4	P R T SS
-------------------	----	-------	---------	---	----------

911 Carrera 4 Cabriolet

AM-S8, 3.0L, 6cyl	20	18/24	\$2,400	4	P R T SS
-------------------	----	-------	---------	---	----------

911 Carrera 4S

AM-S8, 3.0L, 6cyl	20	18/23	\$2,400	4	P R T SS
-------------------	----	-------	---------	---	----------

M-7, 3.0L, 6cyl	20	17/24	\$2,400	4	P R T SS
-----------------	----	-------	---------	---	----------

911 Carrera 4S Cabriolet

AM-S8, 3.0L, 6cyl	20	18/23	\$2,400	4	P R T SS
-------------------	----	-------	---------	---	----------

M-7, 3.0L, 6cyl	20	17/24	\$2,400	4	P R T SS
-----------------	----	-------	---------	---	----------

911 Carrera Cabriolet

AM-S8, 3.0L, 6cyl	20	18/24	\$2,400	4	P R T SS
-------------------	----	-------	---------	---	----------

911 Carrera S

AM-S8, 3.0L, 6cyl	20	18/24	\$2,400	4	P R T SS
-------------------	----	-------	---------	---	----------

M-7, 3.0L, 6cyl	20	17/25	\$2,400	4	P R T SS
-----------------	----	-------	---------	---	----------

911 Carrera S Cabriolet

AM-S8, 3.0L, 6cyl	20	18/23	\$2,400	4	P R T SS
-------------------	----	-------	---------	---	----------

M-7, 3.0L, 6cyl	20	17/25	\$2,400	4	P R T SS
-----------------	----	-------	---------	---	----------

SUBARU

BRZ

A-S6, 2.0L, 4cyl	27	24/33	\$1,800	6	PR
------------------	----	-------	---------	---	----

M-6, 2.0L, 4cyl	24	21/29	\$2,000	5	PR
-----------------	----	-------	---------	---	----

BRZ tS

M-6, 2.0L, 4cyl	23	20/27	\$2,100	5	PR
-----------------	----	-------	---------	---	----

TOYOTA

86

A-S6, 2.0L, 4cyl	27	24/32	\$1,800	6	PR
------------------	----	-------	---------	---	----

M-6, 2.0L, 4cyl	24	21/28	\$2,000	5	PR
-----------------	----	-------	---------	---	----

Manufacturer Model Configuration (trans, eng size, cyl)	MPG		Annual Fuel Cost	GHG Rating	Notes
	Comb	City/Hwy			

SUBCOMPACT CARS

AUDI

Manufacturer Model Configuration (trans, eng size, cyl)	MPG Comb	MPG City/Hwy	Annual Fuel Cost	GHG Rating	Notes
A3					
AM-S7, 2.0L, 4cyl	30	27/36	\$1,300	7	T SS
A3 Cabriolet quattro					
AM-S7, 2.0L, 4cyl	25	22/30	\$1,550	5	T SS
A3 quattro					
AM-S7, 2.0L, 4cyl	25	22/30	\$1,550	5	T SS
A5 Cabriolet quattro					
AM-S7, 2.0L, 4cyl	26	23/31	\$1,850	5	P T SS
A5 quattro					
AM-S7, 2.0L, 4cyl	27	24/32	\$1,800	6	P T SS
RS3					
AM-S7, 2.5L, 5cyl	23	19/28	\$2,100	5	P T
S3					
AM-S7, 2.0L, 4cyl	25	22/29	\$1,950	5	P T SS
S5					
A-S8, 3.0L, 6cyl	23	20/27	\$2,100	5	P T SS
S5 Cabriolet					
A-S8, 3.0L, 6cyl	22	19/26	\$2,200	4	P T SS
TT Coupe quattro					
AM-S7, 2.0L, 4cyl	26	23/31	\$1,500	5	T SS
TT RS					
AM-S7, 2.5L, 5cyl	23	19/29	\$2,100	5	P T
TTS Coupe					
AM-S7, 2.0L, 4cyl	25	23/29	\$1,950	5	P T SS

BENTLEY

Manufacturer Model Configuration (trans, eng size, cyl)	MPG Comb	MPG City/Hwy	Annual Fuel Cost	GHG Rating	Notes
Continental GT					
AM-S8, 4.0L, 8cyl	19	16/26	\$2,550	3	P T SS
AM-S8, 6.0L, 12cyl	15	12/20	\$3,200	2	P T Tax SS

BMW

Manufacturer Model Configuration (trans, eng size, cyl)	MPG Comb	MPG City/Hwy	Annual Fuel Cost	GHG Rating	Notes
230i Convertible					
A-S8, 2.0L, 4cyl	27	23/34	\$1,800	6	P T SS
230i Coupe					
A-S8, 2.0L, 4cyl	27	24/32	\$1,800	6	P T SS
M-6, 2.0L, 4cyl	25	21/32	\$1,950	5	P T SS
230i xDrive Convertible					
A-S8, 2.0L, 4cyl	24	21/31	\$2,000	5	P T SS
230i xDrive Coupe					
A-S8, 2.0L, 4cyl	24	21/31	\$2,000	5	P T SS
430i Convertible					
A-S8, 2.0L, 4cyl	27	23/34	\$1,800	6	P T SS
430i xDrive Convertible					
A-S8, 2.0L, 4cyl	26	22/32	\$1,850	5	P T SS
440i Convertible					
A-S8, 3.0L, 6cyl	24	22/29	\$2,000	5	P T SS

Manufacturer Model Configuration (trans, eng size, cyl)	MPG		Annual Fuel Cost	GHG Rating	Notes
	Comb	City/Hwy			

440i xDrive Convertible					
A-S8, 3.0L, 6cyl	23	20/28	\$2,100	5	P T SS
840i Convertible					
A-S8, 3.0L, 6cyl	24	22/29	\$2,000	5	P T SS
840i Coupe					
A-S8, 3.0L, 6cyl	25	23/30	\$1,950	5	P T SS
840i xDrive Convertible					
A-S8, 3.0L, 6cyl	23	20/27	\$2,100	5	P T SS
840i xDrive Coupe					
A-S8, 3.0L, 6cyl	23	21/27	\$2,100	5	P T SS
I8 Coupe					
A-6, 1.5L, 3cyl	See page 42.				P T PHEV SS
M2 Competition Coupe					
AM-S7, 3.0L, 6cyl	19	17/23	\$2,550	3	P T SS
M-6, 3.0L, 6cyl	20	18/25	\$2,400	4	P R T SS
M240i Convertible					
A-S8, 3.0L, 6cyl	25	22/30	\$1,950	5	P T SS
M-6, 3.0L, 6cyl	22	19/27	\$2,200	4	P T SS
M240i Coupe					
A-S8, 3.0L, 6cyl	25	22/30	\$1,950	5	P T SS
M-6, 3.0L, 6cyl	22	19/27	\$2,200	4	P T SS
M240i Coupe M Performance					
A-S8, 3.0L, 6cyl	25	22/30	\$1,950	5	P T SS
M-6, 3.0L, 6cyl	22	19/27	\$2,200	4	P T SS
M240i xDrive Convertible					
A-S8, 3.0L, 6cyl	25	22/30	\$1,950	5	P T SS
M240i xDrive Coupe					
A-S8, 3.0L, 6cyl	25	22/30	\$1,950	5	P T SS
M240i xDrive Coupe M Performance					
A-S8, 3.0L, 6cyl	25	22/30	\$1,950	5	P T SS
M4 Convertible					
AM-S7, 3.0L, 6cyl	19	16/22	\$2,550	3	P T SS
M-6, 3.0L, 6cyl	20	17/25	\$2,400	4	P R T SS
M4 Convertible Competition					
AM-S7, 3.0L, 6cyl	19	16/22	\$2,550	3	P T SS
M-6, 3.0L, 6cyl	20	17/25	\$2,400	4	P R T SS
M8 Competition Convertible					
A-S8, 4.4L, 8cyl	17	15/21	\$2,850	3	P T Tax SS
M8 Competition Coupe					
A-S8, 4.4L, 8cyl	17	15/21	\$2,850	3	P T Tax SS
M8 Convertible					
A-S8, 4.4L, 8cyl	17	15/21	\$2,850	3	P T Tax SS
M8 Coupe					
A-S8, 4.4L, 8cyl	17	15/21	\$2,850	3	P T Tax SS
M850i xDrive Convertible					
A-S8, 4.4L, 8cyl	20	17/25	\$2,400	4	P T SS
M850i xDrive Coupe					
A-S8, 4.4L, 8cyl	20	18/25	\$2,400	4	P T SS

Manufacturer Model Configuration (trans, eng size, cyl)	MPG		Annual Fuel Cost	GHG Rating	Notes
	Comb	City/Hwy			

CHEVROLET

Camaro

A-S8, 2.0L, 4cyl	25	22/31	\$1,950	5	PR T
M-6, 2.0L, 4cyl	23	20/30	\$2,100	5	PR T
A-S10, 3.6L, 6cyl	22	19/29	\$1,750	4	
M-6, 3.6L, 6cyl	20	16/26	\$1,950	4	
A-S10, 6.2L, 8cyl	20	16/27	\$2,400	4	PR
A-S10, 6.2L, 8cyl	16	13/21	\$3,000	2	PR S Tax
M-6, 6.2L, 8cyl	19	16/24	\$2,550	3	
M-6, 6.2L, 8cyl	16	14/20	\$3,000	2	PR S Tax

Spark

▶ AV, 1.4L, 4cyl	33	30/38	\$1,150	7	
▶ M-5, 1.4L, 4cyl	33	29/38	\$1,150	7	

Spark ACTIV

▶ AV, 1.4L, 4cyl	33	30/37	\$1,150	7	
M-5, 1.4L, 4cyl	32	29/37	\$1,200	7	

FORD

Mustang

A-S10, 2.3L, 4cyl	25	21/32	\$1,550	5	T
M-6, 2.3L, 4cyl	24	21/30	\$1,600	5	T
A-S10, 5.0L, 8cyl	19	16/25	\$2,050	3	
M-6, 5.0L, 8cyl	18	15/24	\$2,150	3	

Mustang Bullitt

M-6, 5.0L, 8cyl	17	14/23	\$2,300	3	Tax
-----------------	----	-------	---------	---	-----

Mustang Convertible

A-S10, 2.3L, 4cyl	23	20/28	\$1,700	5	T
M-6, 2.3L, 4cyl	23	20/28	\$1,700	5	T
A-S10, 5.0L, 8cyl	18	15/24	\$2,150	3	

Mustang HO Convertible

A-S10, 2.3L, 4cyl	23	20/27	\$1,700	5	T
M-6, 2.3L, 4cyl	22	19/26	\$1,750	4	T

Mustang HO Coupe

A-S10, 2.3L, 4cyl	23	20/28	\$1,700	5	T
M-6, 2.3L, 4cyl	23	20/27	\$1,700	5	T

Shelby GT350 Mustang

M-6, 5.2L, 8cyl	16	14/21	\$3,000	2	PR Tax
-----------------	----	-------	---------	---	--------

Shelby GT500 Mustang

AM-7, 5.2L, 8cyl	14	12/18	\$3,450	1	PR S Tax
------------------	----	-------	---------	---	----------

INFINITI

Q60

A-S7, 3.0L, 6cyl	22	19/28	\$2,200	4	PR T
------------------	----	-------	---------	---	------

Q60 AWD

A-S7, 3.0L, 6cyl	22	19/27	\$2,200	4	PR T
------------------	----	-------	---------	---	------

Q60 Red Sport

A-S7, 3.0L, 6cyl	22	20/27	\$2,200	4	PR T
------------------	----	-------	---------	---	------

Q60 Red Sport AWD

A-S7, 3.0L, 6cyl	21	19/26	\$2,300	4	PR T
------------------	----	-------	---------	---	------

Manufacturer Model Configuration (trans, eng size, cyl)	MPG		Annual Fuel Cost	GHG Rating	Notes
	Comb	City/Hwy			

KARMA

Revero GT (21-inch wheels)

▶ A-1, 1.5L, 3cyl	See page 42.			PR T PHEV SS	
-------------------	--------------	--	--	--------------	--

LEXUS

LC 500

A-S10, 5.0L, 8cyl	19	16/25	\$2,550	3	PR
-------------------	----	-------	---------	---	----

LC 500h

AV-S10, 3.5L, 6cyl	30	27/35	\$1,600	7	PR HEV SS
--------------------	----	-------	---------	---	-----------

RC 300

A-S8, 2.0L, 4cyl	24	21/30	\$2,000	5	PR T
------------------	----	-------	---------	---	------

RC 300 AWD

A-S6, 3.5L, 6cyl	21	18/24	\$2,300	4	PR
------------------	----	-------	---------	---	----

RC 350

A-S8, 3.5L, 6cyl	23	20/28	\$2,100	5	PR
------------------	----	-------	---------	---	----

RC 350 AWD

A-S6, 3.5L, 6cyl	21	19/26	\$2,300	4	PR
------------------	----	-------	---------	---	----

RC F

A-S8, 5.0L, 8cyl	19	16/24	\$2,550	3	PR
------------------	----	-------	---------	---	----

MERCEDES-BENZ

A220

A-7, 2.0L, 4cyl	28	24/35	\$1,700	6	PR T SS
-----------------	----	-------	---------	---	---------

A220 4matic

A-7, 2.0L, 4cyl	28	24/34	\$1,700	6	PR T SS
-----------------	----	-------	---------	---	---------

AMG C43 4matic Convertible

A-9, 3.0L, 6cyl	21	18/25	\$2,300	4	PR T SS
-----------------	----	-------	---------	---	---------

AMG C43 4matic Coupe

A-9, 3.0L, 6cyl	22	19/27	\$2,200	4	PR T SS
-----------------	----	-------	---------	---	---------

AMG C63 Convertible

A-9, 4.0L, 8cyl	20	17/24	\$2,400	4	PR T SS
-----------------	----	-------	---------	---	---------

AMG C63 Coupe

A-9, 4.0L, 8cyl	20	17/26	\$2,400	4	PR T SS
-----------------	----	-------	---------	---	---------

AMG C63 S Convertible

A-9, 4.0L, 8cyl	20	17/24	\$2,400	4	PR T SS
-----------------	----	-------	---------	---	---------

AMG C63 S Coupe

A-9, 4.0L, 8cyl	20	17/26	\$2,400	4	PR T SS
-----------------	----	-------	---------	---	---------

AMG E53 4matic Plus Convertible

A-9, 3.0L, 6cyl	23	20/26	\$2,100	5	PR MHEV SS
-----------------	----	-------	---------	---	------------

AMG E53 4matic Plus Coupe

A-9, 3.0L, 6cyl	23	21/28	\$2,100	5	PR MHEV SS
-----------------	----	-------	---------	---	------------

AMG S63 4matic Plus Convertible

A-9, 4.0L, 8cyl	18	15/24	\$2,700	3	PR T SS
-----------------	----	-------	---------	---	---------

C300 4matic Convertible

A-9, 2.0L, 4cyl	24	21/29	\$2,000	5	PR T SS
-----------------	----	-------	---------	---	---------

C300 4matic Coupe

A-9, 2.0L, 4cyl	25	21/30	\$1,950	5	PR T SS
-----------------	----	-------	---------	---	---------

C300 Convertible

A-9, 2.0L, 4cyl	24	21/29	\$2,000	5	PR T SS
-----------------	----	-------	---------	---	---------

Manufacturer Model Configuration (trans, eng size, cyl)	MPG		Annual Fuel Cost	GHG Rating	Notes
	Comb	City/Hwy			

C300 Coupe

A-9, 2.0L, 4cyl	25	22/31	\$1,950	5	P R T S S
-----------------	----	-------	---------	---	-----------

E450 4matic Convertible

A-9, 3.0L, 6cyl	22	19/26	\$2,200	4	P R T S S
-----------------	----	-------	---------	---	-----------

E450 4matic Coupe

A-9, 3.0L, 6cyl	22	19/26	\$2,200	4	P R T S S
-----------------	----	-------	---------	---	-----------

E450 Convertible

A-9, 3.0L, 6cyl	23	20/27	\$2,100	5	P R T S S
-----------------	----	-------	---------	---	-----------

E450 Coupe

A-9, 3.0L, 6cyl	23	20/28	\$2,100	5	P R T S S
-----------------	----	-------	---------	---	-----------

S560 Convertible

A-9, 4.0L, 8cyl	20	17/26	\$2,400	4	P R T S S
-----------------	----	-------	---------	---	-----------

MINI

Cooper Hardtop 2 door

AM-S7, 1.5L, 3cyl	31	28/36	\$1,550	7	P T S S
-------------------	----	-------	---------	---	---------

Cooper Hardtop 4 door

AM-S7, 1.5L, 3cyl	31	28/36	\$1,550	7	P T S S
-------------------	----	-------	---------	---	---------

Cooper S Hardtop 2 door

AM-S7, 2.0L, 4cyl	30	26/35	\$1,600	7	P T
-------------------	----	-------	---------	---	-----

Cooper S Hardtop 4 door

AM-S7, 2.0L, 4cyl	30	26/35	\$1,600	7	P T
-------------------	----	-------	---------	---	-----

John Cooper Works Hardtop

A-S8, 2.0L, 4cyl	29	26/34	\$1,650	6	P T
------------------	----	-------	---------	---	-----

NISSAN

GT-R

AM-S6, 3.8L, 6cyl	18	16/22	\$2,700	3	P R T
-------------------	----	-------	---------	---	-------

ROUSH PERFORMANCE

Stage 3 Mustang

A-S10, 5.0L, 8cyl	14	12/18	\$3,450	1	P R S Tax
-------------------	----	-------	---------	---	-----------

M-6, 5.0L, 8cyl	15	13/20	\$3,200	2	P R S Tax
-----------------	----	-------	---------	---	-----------

COMPACT CARS

ACURA

ILX

AM-S8, 2.4L, 4cyl	28	24/34	\$1,700	6	P
-------------------	----	-------	---------	---	---

TLX AWD

A-S9, 3.5L, 6cyl	23	20/29	\$2,100	5	P S S
------------------	----	-------	---------	---	-------

TLX AWD A-SPEC

A-S9, 3.5L, 6cyl	23	20/29	\$2,100	5	P S S
------------------	----	-------	---------	---	-------

TLX FWD

AM-S8, 2.4L, 4cyl	27	23/33	\$1,800	6	P
-------------------	----	-------	---------	---	---

A-S9, 3.5L, 6cyl	24	20/31	\$2,000	5	P
------------------	----	-------	---------	---	---

TLX FWD A-SPEC

AM-S8, 2.4L, 4cyl	26	23/32	\$1,850	5	P
-------------------	----	-------	---------	---	---

A-S9, 3.5L, 6cyl	23	20/30	\$2,100	5	P
------------------	----	-------	---------	---	---

Manufacturer Model Configuration (trans, eng size, cyl)	MPG		Annual Fuel Cost	GHG Rating	Notes
	Comb	City/Hwy			

AUDI

A4

AM-S7, 2.0L, 4cyl	30	27/35	\$1,600	7	P T S S
-------------------	----	-------	---------	---	---------

A4 quattro

AM-S7, 2.0L, 4cyl	27	24/32	\$1,800	6	P T S S
-------------------	----	-------	---------	---	---------

S4

A-S8, 3.0L, 6cyl	23	20/27	\$2,100	5	P T S S
------------------	----	-------	---------	---	---------

BMW

330i

A-S8, 2.0L, 4cyl	30	26/36	\$1,600	7	P T S S
------------------	----	-------	---------	---	---------

330i xDrive

A-S8, 2.0L, 4cyl	28	25/34	\$1,700	6	P T S S
------------------	----	-------	---------	---	---------

430i Coupe

A-S8, 2.0L, 4cyl	27	23/34	\$1,800	6	P T S S
------------------	----	-------	---------	---	---------

M-6, 2.0L, 4cyl	25	21/33	\$1,950	5	P T S S
-----------------	----	-------	---------	---	---------

430i Gran Coupe

A-S8, 2.0L, 4cyl	27	23/34	\$1,800	6	P T S S
------------------	----	-------	---------	---	---------

430i xDrive Coupe

A-S8, 2.0L, 4cyl	24	21/31	\$2,000	5	P T S S
------------------	----	-------	---------	---	---------

430i xDrive Gran Coupe

A-S8, 2.0L, 4cyl	24	21/31	\$2,000	5	P T S S
------------------	----	-------	---------	---	---------

440i Coupe

A-S8, 3.0L, 6cyl	25	22/30	\$1,950	5	P T S S
------------------	----	-------	---------	---	---------

M-6, 3.0L, 6cyl	22	19/27	\$2,200	4	P T S S
-----------------	----	-------	---------	---	---------

440i Gran Coupe

A-S8, 3.0L, 6cyl	25	22/30	\$1,950	5	P T S S
------------------	----	-------	---------	---	---------

440i xDrive Coupe

A-S8, 3.0L, 6cyl	25	22/30	\$1,950	5	P T S S
------------------	----	-------	---------	---	---------

M-6, 3.0L, 6cyl	21	18/28	\$2,300	4	P T S S
-----------------	----	-------	---------	---	---------

440i xDrive Gran Coupe

A-S8, 3.0L, 6cyl	25	22/30	\$1,950	5	P T S S
------------------	----	-------	---------	---	---------

530e

A-S8, 2.0L, 4cyl	See page 42.			5	P T PHEV S S
------------------	--------------	--	--	---	--------------

530e xDrive

A-S8, 2.0L, 4cyl	See page 42.			5	P T PHEV S S
------------------	--------------	--	--	---	--------------

M340i

A-S8, 3.0L, 6cyl	25	22/30	\$1,950	5	P T S S
------------------	----	-------	---------	---	---------

M340i xDrive

A-S8, 3.0L, 6cyl	25	22/30	\$1,950	5	P T S S
------------------	----	-------	---------	---	---------

M4 Coupe

AM-S7, 3.0L, 6cyl	19	17/23	\$2,550	3	P T S S
-------------------	----	-------	---------	---	---------

M-6, 3.0L, 6cyl	20	18/25	\$2,400	4	P R T S S
-----------------	----	-------	---------	---	-----------

M4 Coupe Competition

AM-S7, 3.0L, 6cyl	19	17/23	\$2,550	3	P T S S
-------------------	----	-------	---------	---	---------

M-6, 3.0L, 6cyl	20	18/25	\$2,400	4	P R T S S
-----------------	----	-------	---------	---	-----------

M4 CS

AM-S7, 3.0L, 6cyl	19	17/23	\$2,550	3	P T S S
-------------------	----	-------	---------	---	---------

Manufacturer Model Configuration (trans, eng size, cyl)	MPG		Annual Fuel Cost	GHG Rating	Notes
	Comb	City/Hwy			

CHEVROLET

Sonic

A-S6, 1.4L, 4cyl	29	26/34	\$1,350	6	T
------------------	----	-------	---------	---	---

GENESIS

G70 AWD

A-S8, 2.0L, 4cyl	23	20/27	\$2,100	5	P T SS
A-S8, 3.3L, 6cyl	20	17/25	\$2,400	4	P T

G70 RWD

A-S8, 2.0L, 4cyl	25	22/30	\$1,950	5	P T SS
M-6, 2.0L, 4cyl	22	18/28	\$2,200	4	P T
A-S8, 3.3L, 6cyl	20	17/26	\$2,400	4	P T

HONDA

Civic 2Dr

AV, 1.5L, 4cyl	35	31/40	\$1,100	8	T
AV-S7, 1.5L, 4cyl	33	30/37	\$1,150	7	T
M-6, 1.5L, 4cyl	30	26/36	\$1,600	7	P T
AV, 2.0L, 4cyl	33	30/38	\$1,150	7	
AV-S7, 2.0L, 4cyl	32	29/36	\$1,200	7	
M-6, 2.0L, 4cyl	29	25/35	\$1,350	6	

HYUNDAI

Accent

AV, 1.6L, 4cyl	36	33/41	\$1,100	8	
M-6, 1.6L, 4cyl	33	29/39	\$1,150	7	

Veloster

AM-7, 1.6L, 4cyl	30	28/34	\$1,300	7	T
M-6, 1.6L, 4cyl	29	26/33	\$1,350	6	T
A-S6, 2.0L, 4cyl	30	27/34	\$1,300	7	
M-6, 2.0L, 4cyl	28	25/33	\$1,400	6	

Veloster N

M-6, 2.0L, 4cyl	25	22/29	\$1,550	5	T
-----------------	----	-------	---------	---	---

JAGUAR

XE

A-S8, 2.0L, 4cyl	28	25/34	\$1,700	6	P T SS
------------------	----	-------	---------	---	--------

XE 30t

A-S8, 2.0L, 4cyl	27	24/32	\$1,800	6	P T SS
------------------	----	-------	---------	---	--------

XE AWD

A-S8, 2.0L, 4cyl	28	24/34	\$1,700	6	P T SS
------------------	----	-------	---------	---	--------

XE AWD 30t

A-S8, 2.0L, 4cyl	25	22/30	\$1,950	5	P T SS
------------------	----	-------	---------	---	--------

KIA

Rio

AV, 1.6L, 4cyl	36	33/41	\$1,100	8	
----------------	----	-------	---------	---	--

LEXUS

GS F

A-S8, 5.0L, 8cyl	19	16/24	\$2,550	3	PR
------------------	----	-------	---------	---	----

Manufacturer Model Configuration (trans, eng size, cyl)	MPG		Annual Fuel Cost	GHG Rating	Notes
	Comb	City/Hwy			

IS 300

A-S8, 2.0L, 4cyl	24	21/30	\$2,000	5	PR T
------------------	----	-------	---------	---	------

IS 300 AWD

A-S6, 3.5L, 6cyl	21	18/24	\$2,300	4	PR
------------------	----	-------	---------	---	----

IS 350

A-S8, 3.5L, 6cyl	23	20/28	\$2,100	5	PR
------------------	----	-------	---------	---	----

IS 350 AWD

A-S6, 3.5L, 6cyl	21	19/26	\$2,300	4	PR
------------------	----	-------	---------	---	----

UX 250h

AV-S6, 2.0L, 4cyl	42	43/41	\$900	9	MHEV SS
-------------------	----	-------	-------	---	---------

UX 250h AWD

AV-S6, 2.0L, 4cyl	39	41/38	\$1,000	9	MHEV SS
-------------------	----	-------	---------	---	---------

MAZDA

3 4-Door 2WD

A-S6, 2.5L, 4cyl	30	27/36	\$1,300	7	
A-S6, 2.5L, 4cyl	30	26/35	\$1,300	7	w/o C. D.

3 4-Door 4WD

A-S6, 2.5L, 4cyl	28	25/33	\$1,400	6	
------------------	----	-------	---------	---	--

CX-3 2WD

A-S6, 2.0L, 4cyl	31	29/34	\$1,250	7	
------------------	----	-------	---------	---	--

CX-3 4WD

A-S6, 2.0L, 4cyl	29	27/32	\$1,350	6	
------------------	----	-------	---------	---	--

MERCEDES-BENZ

AMG C43 4matic

A-9, 3.0L, 6cyl	22	19/27	\$2,200	4	PR T SS
-----------------	----	-------	---------	---	---------

AMG C63

A-9, 4.0L, 8cyl	21	18/27	\$2,300	4	PR T SS
-----------------	----	-------	---------	---	---------

AMG C63 S

A-9, 4.0L, 8cyl	21	18/27	\$2,300	4	PR T SS
-----------------	----	-------	---------	---	---------

AMG CLA35 4matic

AM-7, 2.0L, 4cyl	25	23/29	\$1,950	5	PR T SS
------------------	----	-------	---------	---	---------

AMG CLS53 4matic Plus

A-9, 3.0L, 6cyl	23	21/27	\$2,100	5	PR MHEV SS
-----------------	----	-------	---------	---	------------

AMG GT 53 4matic Plus

A-9, 3.0L, 6cyl	21	19/24	\$2,300	4	PR MHEV SS
-----------------	----	-------	---------	---	------------

AMG GT 63 4matic Plus

A-9, 4.0L, 8cyl	17	15/20	\$2,850	3	PR T Tax SS
-----------------	----	-------	---------	---	-------------

AMG GT 63 S 4matic Plus

A-9, 4.0L, 8cyl	17	15/20	\$2,850	3	PR T Tax SS
-----------------	----	-------	---------	---	-------------

AMG S63 4matic Plus Coupe

A-9, 4.0L, 8cyl	20	17/27	\$2,400	4	PR T SS
-----------------	----	-------	---------	---	---------

C300

A-9, 2.0L, 4cyl	28	24/35	\$1,700	6	PR T SS
-----------------	----	-------	---------	---	---------

C300 4matic

A-9, 2.0L, 4cyl	26	23/33	\$1,850	5	PR T SS
-----------------	----	-------	---------	---	---------

CLA250

AM-7, 2.0L, 4cyl	28	25/35	\$1,700	6	PR T SS
------------------	----	-------	---------	---	---------

Manufacturer Model Configuration (trans, eng size, cyl)	MPG		Annual Fuel Cost	GHG Rating	Notes
	Comb	City/Hwy			

CLA250 4matic

AM-7, 2.0L, 4cyl	27	23/33	\$1,800	6	P R T SS
------------------	----	-------	---------	---	----------

CLS450

A-9, 3.0L, 6cyl	26	24/31	\$1,850	5	P R T MHEV SS
-----------------	----	-------	---------	---	---------------

CLS450 4matic

A-9, 3.0L, 6cyl	26	23/30	\$1,850	5	P R T MHEV SS
-----------------	----	-------	---------	---	---------------

S560 4matic Coupe

A-9, 4.0L, 8cyl	20	17/26	\$2,400	4	P R T SS
-----------------	----	-------	---------	---	----------

mitsubishi

Mirage

AV, 1.2L, 3cyl	39	36/43	\$1,000	9	
----------------	----	-------	---------	---	--

M-5, 1.2L, 3cyl	36	33/41	\$1,100	8	
-----------------	----	-------	---------	---	--

Mirage G4

AV, 1.2L, 3cyl	37	35/41	\$1,050	8	
----------------	----	-------	---------	---	--

M-5, 1.2L, 3cyl	35	33/40	\$1,100	8	
-----------------	----	-------	---------	---	--

NISSAN

Versa

AV, 1.6L, 4cyl	35	32/40	\$1,100	8	
----------------	----	-------	---------	---	--

M-5, 1.6L, 4cyl	30	27/35	\$1,300	7	
-----------------	----	-------	---------	---	--

ROLLS-ROYCE

Dawn

A-S8, 6.6L, 12cyl	14	12/18	\$3,450	1	P T Tax
-------------------	----	-------	---------	---	---------

SUBARU

WRX

AV-S8, 2.0L, 4cyl	21	18/24	\$2,300	4	P T
-------------------	----	-------	---------	---	-----

M-6, 2.0L, 4cyl	23	21/27	\$2,100	5	P T
-----------------	----	-------	---------	---	-----

M-6, 2.5L, 4cyl	19	16/22	\$2,550	3	P R T
-----------------	----	-------	---------	---	-------

TOYOTA

C-HR

AV-S7, 2.0L, 4cyl	29	27/31	\$1,350	6	
-------------------	----	-------	---------	---	--

Corolla

AV, 1.8L, 4cyl	33	30/38	\$1,150	7	
----------------	----	-------	---------	---	--

M-6, 1.8L, 4cyl	33	29/39	\$1,150	7	
-----------------	----	-------	---------	---	--

AV-S10, 2.0L, 4cyl	34	31/40	\$1,150	8	
--------------------	----	-------	---------	---	--

M-6, 2.0L, 4cyl	32	29/36	\$1,200	7	
-----------------	----	-------	---------	---	--

Corolla Hatchback

AV-S10, 2.0L, 4cyl	35	32/41	\$1,100	8	
--------------------	----	-------	---------	---	--

M-6, 2.0L, 4cyl	31	28/37	\$1,250	7	
-----------------	----	-------	---------	---	--

Corolla Hatchback XSE

AV-S10, 2.0L, 4cyl	33	30/38	\$1,150	7	
--------------------	----	-------	---------	---	--

Corolla Hybrid

▶ AV, 1.8L, 4cyl	52	53/52	\$750	10	HEV SS
------------------	----	-------	-------	----	--------

Corolla XLE

AV, 1.8L, 4cyl	32	29/37	\$1,200	7	
----------------	----	-------	---------	---	--

Corolla XSE

AV-S10, 2.0L, 4cyl	34	31/38	\$1,150	8	
--------------------	----	-------	---------	---	--

Manufacturer Model Configuration (trans, eng size, cyl)	MPG		Annual Fuel Cost	GHG Rating	Notes
	Comb	City/Hwy			

Prius c

AV, 1.5L, 4cyl	46	48/43	\$850	10	HEV SS
----------------	----	-------	-------	----	--------

Yaris

A-S6, 1.5L, 4cyl	35	32/40	\$1,100	8	
------------------	----	-------	---------	---	--

M-6, 1.5L, 4cyl	34	30/39	\$1,150	8	
-----------------	----	-------	---------	---	--

VOLKSWAGEN

e-Golf

▶ A-1	113	122/104	\$600	10	EV
-------	-----	---------	-------	----	----

GTI

AM-S7, 2.0L, 4cyl	27	24/32	\$1,450	6	T SS
-------------------	----	-------	---------	---	------

M-6, 2.0L, 4cyl	27	24/32	\$1,450	6	T
-----------------	----	-------	---------	---	---

Jetta

AM-S7, 2.0L, 4cyl	28	25/32	\$1,400	6	T SS
-------------------	----	-------	---------	---	------

M-6, 2.0L, 4cyl	28	25/33	\$1,400	6	T
-----------------	----	-------	---------	---	---

VOLVO

S60 AWD

A-S8, 2.0L, 4cyl	25	21/32	\$1,950	5	P R T S SS
------------------	----	-------	---------	---	------------

S60 AWD PHEV

A-S8, 2.0L, 4cyl	See page 42.				P R PHEV SS
------------------	--------------	--	--	--	-------------

S60 FWD

A-S8, 2.0L, 4cyl	27	23/34	\$1,800	6	P R T SS
------------------	----	-------	---------	---	----------

MIDSIZE CARS

ACURA

RLX

A-S10, 3.5L, 6cyl	23	20/29	\$2,100	5	P
-------------------	----	-------	---------	---	---

RLX Hybrid

AM-S7, 3.5L, 6cyl	28	28/29	\$1,700	6	P HEV SS
-------------------	----	-------	---------	---	----------

ALFA ROMEO

Giulia

A-8, 2.0L, 4cyl	27	24/33	\$1,800	6	P T SS
-----------------	----	-------	---------	---	--------

A-8, 2.9L, 6cyl	20	17/25	\$2,400	4	P T SS
-----------------	----	-------	---------	---	--------

Giulia AWD

A-8, 2.0L, 4cyl	26	23/31	\$1,850	5	P T SS
-----------------	----	-------	---------	---	--------

AUDI

A5 Sportback quattro

AM-S7, 2.0L, 4cyl	27	24/32	\$1,800	6	P T SS
-------------------	----	-------	---------	---	--------

A6 Allroad

AM-S7, 3.0L, 6cyl	22	20/26	\$2,200	4	P T MHEV SS
-------------------	----	-------	---------	---	-------------

A6 quattro

AM-S7, 2.0L, 4cyl	27	24/32	\$1,800	6	P T MHEV SS
-------------------	----	-------	---------	---	-------------

AM-S7, 3.0L, 6cyl	24	22/29	\$2,000	5	P T MHEV SS
-------------------	----	-------	---------	---	-------------

A7 quattro

AM-S7, 3.0L, 6cyl	24	22/29	\$2,000	5	P T MHEV SS
-------------------	----	-------	---------	---	-------------

S5 Sportback

A-S8, 3.0L, 6cyl	23	20/27	\$2,100	5	P T SS
------------------	----	-------	---------	---	--------

Manufacturer Model Configuration (trans, eng size, cyl)	MPG		Annual Fuel Cost	GHG Rating	Notes
	Comb	City/Hwy			

S6					
A-S8, 2.9L, 6cyl	22	18/28	\$2,200	4	P T MHEV SS

S7					
A-S8, 2.9L, 6cyl	22	18/28	\$2,200	4	P T MHEV SS

BENTLEY

Flying Spur

AM-S8, 6.0L, 12cyl	15	12/19	\$3,200	2	P T Tax SS
--------------------	----	-------	---------	---	------------

BMW

530i					
A-S8, 2.0L, 4cyl	28	25/33	\$1,700	6	P T SS

530i xDrive					
A-S8, 2.0L, 4cyl	27	24/31	\$1,800	6	P T SS

540i					
A-S8, 3.0L, 6cyl	25	22/30	\$1,950	5	P T SS

540i xDrive					
A-S8, 3.0L, 6cyl	25	22/29	\$1,950	5	P T SS

840i Gran Coupe					
A-S8, 3.0L, 6cyl	24	22/29	\$2,000	5	P T SS

840i xDrive Gran Coupe					
A-S8, 3.0L, 6cyl	23	20/27	\$2,100	5	P T SS

M5					
A-S8, 4.4L, 8cyl	17	15/21	\$2,850	3	P T Tax SS

M5 Competition					
A-S8, 4.4L, 8cyl	17	15/21	\$2,850	3	P T Tax SS

M550i xDrive					
A-S8, 4.4L, 8cyl	20	18/25	\$2,400	4	P T SS

M8 Competition Gran Coupe					
A-S8, 4.4L, 8cyl	17	15/21	\$2,850	3	P T Tax SS

M8 Gran Coupe					
A-S8, 4.4L, 8cyl	17	15/21	\$2,850	3	P T Tax SS

M850i xDrive Gran Coupe					
A-S8, 4.4L, 8cyl	20	17/25	\$2,400	4	P T SS

X2 M35i					
A-S8, 2.0L, 4cyl	26	23/30	\$1,850	5	P T SS

X2 sDrive28i					
A-S8, 2.0L, 4cyl	27	24/32	\$1,800	6	P T SS

X2 xDrive28i					
A-S8, 2.0L, 4cyl	27	24/31	\$1,800	6	P T SS

BUICK

Regal					
A-S9, 2.0L, 4cyl	26	22/32	\$1,850	5	P R T

Regal AWD					
A-S8, 2.0L, 4cyl	24	21/29	\$2,000	5	P R T
A-S9, 3.6L, 6cyl	22	19/27	\$1,750	4	SS

Manufacturer Model Configuration (trans, eng size, cyl)	MPG		Annual Fuel Cost	GHG Rating	Notes
	Comb	City/Hwy			

CADILLAC

CT5					
A-S10, 2.0L, 4cyl	26	23/32	\$1,850	5	P R T SS

CT5 AWD					
A-S10, 2.0L, 4cyl	25	21/31	\$1,950	5	P R T SS

CHEVROLET

Malibu					
AV, 1.5L, 4cyl	32	29/36	\$1,200	7	T SS
A-9, 2.0L, 4cyl	26	22/32	\$1,850	5	P R T

DODGE

Challenger					
A-8, 3.6L, 6cyl	23	19/30	\$1,700	5	

A-8, 5.7L, 8cyl	19	16/25	\$2,350	3	Mid
M-6, 5.7L, 8cyl	18	15/23	\$2,700	3	PR

A-8, 6.4L, 8cyl	18	15/24	\$2,700	3	PR
M-6, 6.4L, 8cyl	17	14/23	\$2,850	3	PR Tax

Challenger AWD					
A-8, 3.6L, 6cyl	21	18/27	\$1,850	4	

Challenger SRT					
A-8, 6.2L, 8cyl	16	13/22	\$3,000	2	P R S Tax

M-6, 6.2L, 8cyl	16	13/21	\$3,000	2	P R S Tax
-----------------	----	-------	---------	---	-----------

Challenger SRT Widebody					
A-8, 6.2L, 8cyl	15	13/21	\$3,200	2	P R S Tax

M-6, 6.2L, 8cyl	16	13/21	\$3,000	2	P R S Tax
-----------------	----	-------	---------	---	-----------

Challenger Widebody					
A-8, 6.4L, 8cyl	18	15/24	\$2,700	3	PR

M-6, 6.4L, 8cyl	17	14/23	\$2,850	3	PR Tax
-----------------	----	-------	---------	---	--------

FORD

Fusion AWD					
A-S6, 2.0L, 4cyl	23	20/29	\$1,700	5	T

Fusion Energi Plug-in Hybrid					
AV, 2.0L, 4cyl	See page 42.				PHEV SS

Fusion FWD					
A-S6, 1.5L, 4cyl	27	23/34	\$1,450	6	T SS

A-S6, 2.0L, 4cyl	25	21/31	\$1,550	5	T SS
A-6, 2.5L, 4cyl	24	21/31	\$1,600	5	

Fusion Hybrid FWD					
AV, 2.0L, 4cyl	42	43/41	\$900	9	HEV SS

Fusion Hybrid Taxi					
AV, 2.0L, 4cyl	41	43/40	\$950	9	HEV SS

Fusion Special Service PHEV					
AV, 2.0L, 4cyl	See page 42.				PHEV SS

HONDA

Accord 2.0T Sport/Touring					
A-S10, 2.0L, 4cyl	26	22/32	\$1,500	5	T

Manufacturer Model Configuration (trans, eng size, cyl)	MPG		Annual Fuel Cost	GHG Rating	Notes
	Comb	City/Hwy			

Civic 4Dr

AV, 1.5L, 4cyl	36	32/42	\$1,100	8	T
AV-S7, 1.5L, 4cyl	33	30/38	\$1,150	7	T
M-6, 1.5L, 4cyl	30	26/36	\$1,600	7	P T
AV, 2.0L, 4cyl	33	30/38	\$1,150	7	
AV-S7, 2.0L, 4cyl	32	29/37	\$1,200	7	
M-6, 2.0L, 4cyl	29	25/36	\$1,350	6	

Insight

AV, 1.5L, 4cyl	52	55/49	\$750	10	HEV SS
----------------	----	-------	-------	----	--------

Insight Touring

AV, 1.5L, 4cyl	48	51/45	\$800	10	HEV SS
----------------	----	-------	-------	----	--------

HYUNDAI

Elantra

AM-7, 1.4L, 4cyl	36	33/41	\$1,100	8	T
AM-7, 1.6L, 4cyl	29	26/33	\$1,350	6	T
AV, 2.0L, 4cyl	34	30/40	\$1,150	8	
M-6, 2.0L, 4cyl	30	26/37	\$1,300	7	

Elantra SE

AV, 2.0L, 4cyl	35	31/41	\$1,100	8	
----------------	----	-------	---------	---	--

Ioniq Electric

A-1	133	145/121	\$500	10	EV
-----	-----	---------	-------	----	----

Ioniq Plug-in Hybrid

AM-6, 1.6L, 4cyl		See page 42.			PHEV SS
------------------	--	--------------	--	--	---------

Venue

AV, 1.6L, 4cyl	32	30/34	\$1,200	7	
M-6, 1.6L, 4cyl	30	27/35	\$1,300	7	

INFINITI

Q50

A-S7, 3.0L, 6cyl	23	20/29	\$2,100	5	PR T
------------------	----	-------	---------	---	------

Q50 AWD

A-S7, 3.0L, 6cyl	22	19/27	\$2,200	4	PR T
------------------	----	-------	---------	---	------

Q50 Red Sport

A-S7, 3.0L, 6cyl	22	20/26	\$2,200	4	PR T
------------------	----	-------	---------	---	------

Q50 Red Sport AWD

A-S7, 3.0L, 6cyl	22	19/26	\$2,200	4	PR T
------------------	----	-------	---------	---	------

JAGUAR

XF

A-S8, 2.0L, 4cyl	28	25/34	\$1,700	6	P T SS
------------------	----	-------	---------	---	--------

XF 30t

A-S8, 2.0L, 4cyl	26	23/31	\$1,850	5	P T SS
------------------	----	-------	---------	---	--------

XF AWD

A-S8, 2.0L, 4cyl	27	23/33	\$1,800	6	P T SS
A-S8, 3.0L, 6cyl	23	20/28	\$2,100	5	P S SS

XF AWD 30t

A-S8, 2.0L, 4cyl	25	22/31	\$1,950	5	P T SS
------------------	----	-------	---------	---	--------

Manufacturer Model Configuration (trans, eng size, cyl)	MPG		Annual Fuel Cost	GHG Rating	Notes
	Comb	City/Hwy			

KIA

Forte

AM-7, 1.6L, 4cyl	30	27/35	\$1,300	7	T
M-6, 1.6L, 4cyl	28	25/32	\$1,400	6	T
AV, 2.0L, 4cyl	33	29/40	\$1,150	7	
M-6, 2.0L, 4cyl	31	27/37	\$1,250	7	

Forte FE

AV, 2.0L, 4cyl	35	31/41	\$1,100	8	
----------------	----	-------	---------	---	--

Optima Hybrid

AM-6, 2.0L, 4cyl	42	40/45	\$900	9	HEV SS
------------------	----	-------	-------	---	--------

Optima Plug-in Hybrid

AM-6, 2.0L, 4cyl		See page 42.			PHEV SS
------------------	--	--------------	--	--	---------

Stinger AWD

A-S8, 2.0L, 4cyl	24	21/29	\$2,000	5	P T SS
A-S8, 3.3L, 6cyl	20	17/25	\$2,400	4	P T SS

Stinger RWD

A-S8, 2.0L, 4cyl	25	22/29	\$1,950	5	P T SS
A-S8, 3.3L, 6cyl	20	17/25	\$2,400	4	P T SS

LEXUS

ES 300h

AV-S6, 2.5L, 4cyl	44	43/44	\$900	9	HEV SS
-------------------	----	-------	-------	---	--------

ES 350

A-S8, 3.5L, 6cyl	26	22/32	\$1,500	5	
------------------	----	-------	---------	---	--

ES 350 F Sport

A-S8, 3.5L, 6cyl	25	22/31	\$1,550	5	
------------------	----	-------	---------	---	--

GS 350

A-S8, 3.5L, 6cyl	23	20/28	\$2,100	5	PR
------------------	----	-------	---------	---	----

GS 350 AWD

A-S6, 3.5L, 6cyl	21	19/26	\$2,300	4	PR
------------------	----	-------	---------	---	----

GS 350 F Sport

A-S8, 3.5L, 6cyl	22	19/27	\$2,200	4	PR
------------------	----	-------	---------	---	----

LS 500

A-S10, 3.4L, 6cyl	23	19/30	\$2,100	5	PR T
-------------------	----	-------	---------	---	------

LS 500 AWD

A-S10, 3.4L, 6cyl	21	18/27	\$2,300	4	PR T
-------------------	----	-------	---------	---	------

LS 500h

AV-S10, 3.5L, 6cyl	28	25/33	\$1,700	6	PR HEV SS
--------------------	----	-------	---------	---	-----------

LS 500h AWD

AV-S10, 3.5L, 6cyl	26	23/31	\$1,850	5	PR HEV SS
--------------------	----	-------	---------	---	-----------

UX 200

AV-S10, 2.0L, 4cyl	33	29/37	\$1,150	7	
--------------------	----	-------	---------	---	--

LINCOLN

MKZ AWD

A-S6, 2.0L, 4cyl	23	20/29	\$1,700	5	T
A-S6, 3.0L, 6cyl	20	17/26	\$1,950	4	T

MKZ FWD

A-S6, 2.0L, 4cyl	24	20/31	\$1,600	5	T
A-S6, 3.0L, 6cyl	21	18/27	\$1,850	4	T

Manufacturer Model Configuration (trans, eng size, cyl)	MPG		Annual Fuel Cost	GHG Rating	Notes
	Comb	City/Hwy			
MKZ Hybrid FWD					
AV, 2.0L, 4cyl	41	42/39	\$950	9	HEV SS

MASERATI

Ghibli

A-8, 3.0L, 6cyl	19	17/24	\$2,550	3	P R T SS
-----------------	----	-------	---------	---	----------

Ghibli S

A-8, 3.0L, 6cyl	19	17/24	\$2,550	3	P R T SS
-----------------	----	-------	---------	---	----------

Ghibli SQ4

A-8, 3.0L, 6cyl	19	16/24	\$2,550	3	P R T SS
-----------------	----	-------	---------	---	----------

MAZDA

3 5-Door 2WD

A-S6, 2.5L, 4cyl	30	26/35	\$1,300	7	
M-6, 2.5L, 4cyl	29	25/35	\$1,350	6	

3 5-Door 4WD

A-S6, 2.5L, 4cyl	27	24/32	\$1,450	6	
------------------	----	-------	---------	---	--

6

A-S6, 2.5L, 4cyl	29	26/35	\$1,350	6	
A-S6, 2.5L, 4cyl	26	23/31	\$1,500	5	T

MERCEDES-BENZ

AMG E53 4matic Plus

A-9, 3.0L, 6cyl	24	21/28	\$2,000	5	PR MHEV SS
-----------------	----	-------	---------	---	------------

AMG E63 S 4matic Plus

A-9, 4.0L, 8cyl	18	15/23	\$2,700	3	P R T SS
-----------------	----	-------	---------	---	----------

E350

A-9, 2.0L, 4cyl	26	23/32	\$1,850	5	P R T SS
-----------------	----	-------	---------	---	----------

E350 4matic

A-9, 2.0L, 4cyl	25	22/30	\$1,950	5	P R T SS
-----------------	----	-------	---------	---	----------

E450 4matic

A-9, 3.0L, 6cyl	23	20/28	\$2,100	5	P R T SS
-----------------	----	-------	---------	---	----------

MINI

Cooper Countryman

AM-S7, 1.5L, 3cyl	29	26/33	\$1,650	6	P T SS
-------------------	----	-------	---------	---	--------

Cooper Countryman All4

A-S8, 1.5L, 3cyl	27	24/33	\$1,800	6	P T
------------------	----	-------	---------	---	-----

Cooper S Clubman

AM-S7, 2.0L, 4cyl	29	26/34	\$1,650	6	P T
-------------------	----	-------	---------	---	-----

Cooper S Clubman All4

A-S8, 2.0L, 4cyl	26	23/32	\$1,850	5	P T SS
------------------	----	-------	---------	---	--------

Cooper S Countryman

AM-S7, 2.0L, 4cyl	28	24/33	\$1,700	6	P T
-------------------	----	-------	---------	---	-----

Cooper S Countryman All4

A-S8, 2.0L, 4cyl	26	23/31	\$1,850	5	P T SS
------------------	----	-------	---------	---	--------

Cooper SE Countryman All4

A-S6, 1.5L, 3cyl	See page 42.				P T PHEV SS
------------------	--------------	--	--	--	-------------

JCW Countryman All4

A-S8, 2.0L, 4cyl	26	23/30	\$1,850	5	P T SS
------------------	----	-------	---------	---	--------

Manufacturer Model Configuration (trans, eng size, cyl)	MPG		Annual Fuel Cost	GHG Rating	Notes
	Comb	City/Hwy			
John Cooper Works Clubman All4					
A-S8, 2.0L, 4cyl	26	23/31	\$1,850	5	P T SS

NISSAN

Altima

AV, 2.5L, 4cyl	32	28/39	\$1,200	7	
----------------	----	-------	---------	---	--

Altima AWD

AV, 2.5L, 4cyl	30	26/36	\$1,300	7	
----------------	----	-------	---------	---	--

Altima AWD SR/Platinum

AV, 2.5L, 4cyl	29	25/35	\$1,350	6	
----------------	----	-------	---------	---	--

Altima SR/Platinum

AV, 2.0L, 4cyl	29	25/34	\$1,350	6	T
AV, 2.5L, 4cyl	31	27/37	\$1,250	7	

Kicks

AV, 1.6L, 4cyl	33	31/36	\$1,150	7	
----------------	----	-------	---------	---	--

Maxima

AV-S7, 3.5L, 6cyl	24	20/30	\$2,000	5	P
-------------------	----	-------	---------	---	---

ROLLS-ROYCE

Wraith

A-S8, 6.6L, 12cyl	14	12/18	\$3,450	1	P T Tax
-------------------	----	-------	---------	---	---------

SUBARU

Impreza 4-Door

AV-S7, 2.0L, 4cyl	31	28/36	\$1,250	7	
M-5, 2.0L, 4cyl	26	23/31	\$1,500	5	

Impreza Sport 4-Door

AV-S7, 2.0L, 4cyl	30	27/36	\$1,300	7	
M-5, 2.0L, 4cyl	26	23/31	\$1,500	5	

TESLA

Model 3 Long Range

A-1	130	136/123	\$500	10	EV
-----	-----	---------	-------	----	----

Model 3 Long Range AWD

A-1	121	124/116	\$550	10	EV
-----	-----	---------	-------	----	----

Model 3 Long Range Performance AWD (18in)

A-1	121	124/116	\$550	10	EV
-----	-----	---------	-------	----	----

Model 3 Long Range Performance AWD (19in)

A-1	116	119/112	\$550	10	EV
-----	-----	---------	-------	----	----

Model 3 Long Range Performance AWD (20in)

A-1	113	118/107	\$600	10	EV
-----	-----	---------	-------	----	----

Model 3 Mid Range

A-1	123	128/117	\$550	10	EV
-----	-----	---------	-------	----	----

Model 3 Standard Range

A-1	131	138/124	\$500	10	EV
-----	-----	---------	-------	----	----

Model 3 Standard Range Plus

A-1	141	148/132	\$450	10	EV
-----	-----	---------	-------	----	----

TOYOTA

Avalon

A-S8, 3.5L, 6cyl	25	22/31	\$1,550	5	
------------------	----	-------	---------	---	--

Manufacturer Model Configuration (trans, eng size, cyl)	MPG		Annual Fuel Cost	GHG Rating	Notes
	Comb	City/Hwy			

Avalon Hybrid

AV-S6, 2.5L, 4cyl	43	43/43	\$900	9	HEV SS
-------------------	----	-------	-------	---	--------

Avalon Hybrid XLE

AV-S6, 2.5L, 4cyl	44	43/44	\$900	9	HEV SS
-------------------	----	-------	-------	---	--------

Avalon XLE

A-S8, 3.5L, 6cyl	26	22/32	\$1,500	5	
------------------	----	-------	---------	---	--

Camry

A-S8, 2.5L, 4cyl	34	29/41	\$1,150	8	
------------------	----	-------	---------	---	--

A-S8, 3.5L, 6cyl	26	22/33	\$1,500	5	
------------------	----	-------	---------	---	--

Camry Hybrid LE

AV-S6, 2.5L, 4cyl	52	51/53	\$750	10	HEV SS
-------------------	----	-------	-------	----	--------

Camry Hybrid XLE/SE

AV-S6, 2.5L, 4cyl	46	44/47	\$850	10	HEV SS
-------------------	----	-------	-------	----	--------

Camry LE/SE

A-S8, 2.5L, 4cyl	32	28/39	\$1,200	7	
------------------	----	-------	---------	---	--

Camry TRD

A-S8, 3.5L, 6cyl	25	22/31	\$1,550	5	
------------------	----	-------	---------	---	--

Camry XLE/XSE

A-S8, 2.5L, 4cyl	31	27/38	\$1,250	7	
------------------	----	-------	---------	---	--

Camry XSE

A-S8, 3.5L, 6cyl	26	22/32	\$1,500	5	
------------------	----	-------	---------	---	--

Prius

AV, 1.8L, 4cyl	52	54/50	\$750	10	HEV SS
----------------	----	-------	-------	----	--------

Prius AWD

AV, 1.8L, 4cyl	50	52/48	\$750	10	PT4 HEV SS
----------------	----	-------	-------	----	------------

Prius Eco

▶ AV, 1.8L, 4cyl	56	58/53	\$700	10	HEV SS
------------------	----	-------	-------	----	--------

Prius Prime

AV, 1.8L, 4cyl		See page 42.			PHEV SS
----------------	--	--------------	--	--	---------

VOLKSWAGEN

Passat

A-S6, 2.0L, 4cyl	27	23/34	\$1,450	6	T SS
------------------	----	-------	---------	---	------

VOLVO

S90 AWD

A-S8, 2.0L, 4cyl	25	21/31	\$1,950	5	PR T S SS
------------------	----	-------	---------	---	-----------

S90 AWD PHEV

A-S8, 2.0L, 4cyl		See page 42.			PR PHEV SS
------------------	--	--------------	--	--	------------

LARGE CARS

AUDI

A8 L

A-S8, 3.0L, 6cyl	21	17/26	\$2,300	4	P T MHEV SS
------------------	----	-------	---------	---	-------------

A-S8, 4.0L, 8cyl	18	15/23	\$2,700	3	P T MHEV SS
------------------	----	-------	---------	---	-------------

S8

A-S8, 4.0L, 8cyl	16	13/22	\$3,000	2	P T Tax MHEV SS
------------------	----	-------	---------	---	-----------------

Manufacturer Model Configuration (trans, eng size, cyl)	MPG		Annual Fuel Cost	GHG Rating	Notes
	Comb	City/Hwy			

BMW

740i

A-S8, 3.0L, 6cyl	24	22/29	\$2,000	5	P T SS
------------------	----	-------	---------	---	--------

740i xDrive

A-S8, 3.0L, 6cyl	23	20/28	\$2,100	5	P T SS
------------------	----	-------	---------	---	--------

745e xDrive

A-S8, 3.0L, 6cyl		See page 42.			P T PHEV SS
------------------	--	--------------	--	--	-------------

750i xDrive

A-S8, 4.4L, 8cyl	20	17/25	\$2,400	4	P T SS
------------------	----	-------	---------	---	--------

Alpina B7

A-S8, 4.4L, 8cyl	20	17/25	\$2,400	4	P T SS
------------------	----	-------	---------	---	--------

M760i xDrive

A-S8, 6.6L, 12cyl	16	13/20	\$3,000	2	P T Tax SS
-------------------	----	-------	---------	---	------------

X1 sDrive28i

A-S8, 2.0L, 4cyl	27	24/33	\$1,800	6	P T SS
------------------	----	-------	---------	---	--------

X1 xDrive28i

A-S8, 2.0L, 4cyl	26	23/31	\$1,850	5	P T SS
------------------	----	-------	---------	---	--------

CADILLAC

CT6 AWD

A-S10, 3.6L, 6cyl	21	18/27	\$1,850	4	SS
-------------------	----	-------	---------	---	----

A-S10, 4.2L, 8cyl	17	14/25	\$2,850	3	PR T Tax SS
-------------------	----	-------	---------	---	-------------

CHEVROLET

Impala

A-S6, 3.6L, 6cyl	22	19/28	\$1,750	4	
------------------	----	-------	---------	---	--

A-S6, 3.6L, 6cyl	22	18/28	\$1,750	4	Gas
------------------	----	-------	---------	---	-----

	16	14/20	\$2,150	4	E85
--	----	-------	---------	---	-----

CHRYSLER

300

A-8, 3.6L, 6cyl	23	19/30	\$1,700	5	
-----------------	----	-------	---------	---	--

A-8, 5.7L, 8cyl	19	16/25	\$2,350	3	Mid
-----------------	----	-------	---------	---	-----

300 AWD

A-8, 3.6L, 6cyl	21	18/27	\$1,850	4	
-----------------	----	-------	---------	---	--

DODGE

Charger

A-8, 3.6L, 6cyl	23	19/30	\$1,700	5	
-----------------	----	-------	---------	---	--

A-8, 5.7L, 8cyl	19	16/25	\$2,350	3	Mid
-----------------	----	-------	---------	---	-----

A-8, 6.4L, 8cyl	18	15/24	\$2,700	3	PR
-----------------	----	-------	---------	---	----

Charger AWD

A-8, 3.6L, 6cyl	21	18/27	\$1,850	4	
-----------------	----	-------	---------	---	--

Charger SRT Widebody

A-8, 6.2L, 8cyl	15	12/21	\$3,200	2	PR S Tax
-----------------	----	-------	---------	---	----------

Charger Widebody

A-8, 6.4L, 8cyl	18	15/24	\$2,700	3	PR
-----------------	----	-------	---------	---	----

Manufacturer Model Configuration (trans, eng size, cyl)	MPG		Annual Fuel Cost	GHG Rating	Notes
	Comb	City/Hwy			

GENESIS

G80 AWD

A-S8, 3.3L, 6cyl	20	17/24	\$2,400	4	P T
A-S8, 3.8L, 6cyl	20	18/24	\$1,950	4	
A-S8, 5.0L, 8cyl	18	15/23	\$2,700	3	P

G80 RWD

A-S8, 3.3L, 6cyl	20	17/25	\$2,400	4	P T
A-S8, 3.8L, 6cyl	21	18/26	\$1,850	4	
A-S8, 5.0L, 8cyl	19	16/24	\$2,550	3	P

G90 AWD

A-S8, 3.3L, 6cyl	20	17/25	\$2,400	4	P T
A-S8, 5.0L, 8cyl	18	15/23	\$2,700	3	P

G90 RWD

A-S8, 3.3L, 6cyl	20	17/25	\$2,400	4	P T
A-S8, 5.0L, 8cyl	19	16/24	\$2,550	3	P

HONDA

Accord

AV, 1.5L, 4cyl	33	30/38	\$1,150	7	T
AV-S7, 1.5L, 4cyl	31	29/35	\$1,250	7	T
M-6, 1.5L, 4cyl	30	26/35	\$1,300	7	T
A-S10, 2.0L, 4cyl	27	23/34	\$1,450	6	T
M-6, 2.0L, 4cyl	26	22/32	\$1,500	5	T

Accord Hybrid

AV, 2.0L, 4cyl	48	48/47	\$800	10	HEV SS
----------------	----	-------	-------	----	--------

Civic 5Dr

AV, 1.5L, 4cyl	34	31/40	\$1,150	8	T
AV-S7, 1.5L, 4cyl	32	29/35	\$1,500	7	P T
M-6, 1.5L, 4cyl	32	29/37	\$1,500	7	P T

HYUNDAI

Elantra GT

AM-S7, 1.6L, 4cyl	28	25/32	\$1,400	6	T
M-6, 1.6L, 4cyl	26	23/30	\$1,500	5	T
A-S6, 2.0L, 4cyl	27	25/32	\$1,450	6	

Ioniq

AM-6, 1.6L, 4cyl	55	55/54	\$700	10	HEV SS
------------------	----	-------	-------	----	--------

Ioniq Blue

▶ AM-6, 1.6L, 4cyl	58	57/59	\$650	10	HEV SS
--------------------	----	-------	-------	----	--------

Sonata

A-S8, 1.6L, 4cyl	31	27/36	\$1,250	7	T
A-S8, 2.5L, 4cyl	32	28/38	\$1,200	7	SS
A-S8, 2.5L, 4cyl	31	27/37	\$1,250	7	

KIA

K900

A-S8, 3.3L, 6cyl	21	18/25	\$2,300	4	P T SS
------------------	----	-------	---------	---	--------

Optima

AM-7, 1.6L, 4cyl	31	27/37	\$1,250	7	T
A-S6, 2.0L, 4cyl	24	21/30	\$1,600	5	T
A-S6, 2.4L, 4cyl	27	24/32	\$1,450	6	

Manufacturer Model Configuration (trans, eng size, cyl)	MPG		Annual Fuel Cost	GHG Rating	Notes
	Comb	City/Hwy			

Optima FE

A-S6, 2.4L, 4cyl	29	25/35	\$1,350	6	
------------------	----	-------	---------	---	--

LINCOLN

Continental AWD

A-S6, 2.7L, 6cyl	20	17/25	\$1,950	4	T
A-S6, 3.0L, 6cyl	19	16/24	\$2,050	3	T
A-S6, 3.7L, 6cyl	19	16/24	\$2,050	3	

Continental FWD

A-S6, 2.7L, 6cyl	21	18/27	\$1,850	4	T
A-S6, 3.7L, 6cyl	20	17/26	\$1,950	4	

MASERATI

Quattroporte GTS

A-8, 3.8L, 8cyl	17	15/22	\$2,850	3	PR T Tax SS
-----------------	----	-------	---------	---	-------------

Quattroporte S

A-8, 3.0L, 6cyl	19	17/24	\$2,550	3	PR T SS
-----------------	----	-------	---------	---	---------

Quattroporte SQ4

A-8, 3.0L, 6cyl	18	16/23	\$2,700	3	PR T SS
-----------------	----	-------	---------	---	---------

MERCEDES-BENZ

AMG S63 4matic Plus

A-9, 4.0L, 8cyl	20	17/26	\$2,400	4	PR T SS
-----------------	----	-------	---------	---	---------

AMG S65

A-7, 6.0L, 12cyl	16	13/22	\$3,000	2	PR T Tax SS
------------------	----	-------	---------	---	-------------

Maybach S650

A-7, 6.0L, 12cyl	16	13/21	\$3,000	2	PR T Tax SS
------------------	----	-------	---------	---	-------------

S450

A-9, 3.0L, 6cyl	22	19/28	\$2,200	4	PR T SS
-----------------	----	-------	---------	---	---------

S450 4matic

A-9, 3.0L, 6cyl	22	18/28	\$2,200	4	PR T SS
-----------------	----	-------	---------	---	---------

S560

A-9, 4.0L, 8cyl	21	17/27	\$2,300	4	PR T SS
-----------------	----	-------	---------	---	---------

S560 4matic

A-9, 4.0L, 8cyl	21	17/27	\$2,300	4	PR T SS
-----------------	----	-------	---------	---	---------

S560 4matic Maybach

A-9, 4.0L, 8cyl	19	16/25	\$2,550	3	PR T SS
-----------------	----	-------	---------	---	---------

PORSCHE

Panamera

AM-S8, 3.0L, 6cyl	22	19/27	\$2,200	4	PR T SS
-------------------	----	-------	---------	---	---------

Panamera 4

AM-S8, 3.0L, 6cyl	22	19/26	\$2,200	4	PR T SS
-------------------	----	-------	---------	---	---------

Panamera 4 e-Hybrid

AM-S8, 2.9L, 6cyl	See page 42.				P T PHEV SS
-------------------	--------------	--	--	--	-------------

Panamera 4 e-Hybrid Executive

AM-S8, 2.9L, 6cyl	See page 42.				P T PHEV SS
-------------------	--------------	--	--	--	-------------

Panamera 4 e-Hybrid ST

AM-S8, 2.9L, 6cyl	See page 42.				P T PHEV SS
-------------------	--------------	--	--	--	-------------

Panamera 4 Executive

AM-S8, 3.0L, 6cyl	22	19/26	\$2,200	4	PR T SS
-------------------	----	-------	---------	---	---------

Manufacturer Model Configuration (trans, eng size, cyl)	MPG		Annual Fuel Cost	GHG Rating	Notes
	Comb	City/Hwy			
Panamera 4 ST					
AM-S8, 3.0L, 6cyl	22	19/26	\$2,200	4	P R T SS
Panamera 4S					
AM-S8, 2.9L, 6cyl	21	18/26	\$2,300	4	P R T SS
Panamera 4S Executive					
AM-S8, 2.9L, 6cyl	21	18/26	\$2,300	4	P R T SS
Panamera 4S ST					
AM-S8, 2.9L, 6cyl	20	18/24	\$2,400	4	P R T SS
Panamera GTS					
AM-S8, 4.0L, 8cyl	19	16/23	\$2,550	3	P R T SS
Panamera GTS ST					
AM-S8, 4.0L, 8cyl	18	15/22	\$2,700	3	P R T SS
Panamera Turbo					
AM-S8, 4.0L, 8cyl	21	18/25	\$2,300	4	P R T SS
Panamera Turbo Exec					
AM-S8, 4.0L, 8cyl	21	18/25	\$2,300	4	P R T SS
Panamera Turbo S e-Hybrid					
AM-S8, 4.0L, 8cyl	See page 42.				P T PHEV SS
Panamera Turbo S e-Hybrid Executive					
AM-S8, 4.0L, 8cyl	See page 42.				P T PHEV SS
Panamera Turbo S e-Hybrid ST					
AM-S8, 4.0L, 8cyl	See page 42.				P T PHEV SS
Panamera Turbo ST					
AM-S8, 4.0L, 8cyl	20	18/23	\$2,400	4	P R T SS
Taycan Turbo					
A-2	69	68/71	\$950	10	EV
Taycan Turbo S					
A-2	68	67/68	\$950	10	EV
ROLLS-ROYCE					
Ghost					
A-S8, 6.6L, 12cyl	14	12/18	\$3,450	1	P T Tax
Ghost EWB					
A-S8, 6.6L, 12cyl	14	12/18	\$3,450	1	P T Tax
Phantom					
A-S8, 6.7L, 12cyl	14	12/20	\$3,450	1	P T Tax
Phantom EWB					
A-S8, 6.7L, 12cyl	14	12/20	\$3,450	1	P T Tax
SUBARU					
Legacy AWD					
AV-S8, 2.4L, 4cyl	27	24/32	\$1,450	6	T SS
AV-S8, 2.5L, 4cyl	30	27/35	\$1,300	7	
TESLA					
Model S Long Range					
A-1	111	115/107	\$600	10	EV
Model S Performance (19in Wheels)					
A-1	104	104/104	\$650	10	EV

Manufacturer Model Configuration (trans, eng size, cyl)	MPG		Annual Fuel Cost	GHG Rating	Notes
	Comb	City/Hwy			
Model S Performance (21in Wheels)					
A-1	97	98/96	\$700	10	EV
Model S Standard Range					
A-1	109	113/105	\$600	10	EV
SMALL STATION WAGONS					
AUDI					
A4 allroad quattro					
AM-S7, 2.0L, 4cyl	26	23/31	\$1,850	5	P T SS
BUICK					
Regal TourX AWD					
A-S8, 2.0L, 4cyl	24	21/29	\$2,000	5	P R T
CHEVROLET					
Bolt EV					
AV	118	127/108	\$550	10	EV
Sonic 5					
A-S6, 1.4L, 4cyl	29	26/34	\$1,350	6	T
FIAT					
500 L					
A-6, 1.4L, 4cyl	25	22/30	\$1,950	5	P T
HONDA					
Fit					
AV, 1.5L, 4cyl	36	33/40	\$1,100	8	
AV-S7, 1.5L, 4cyl	33	31/36	\$1,150	7	
M-6, 1.5L, 4cyl	31	29/36	\$1,250	7	
HR-V AWD					
AV, 1.8L, 4cyl	29	27/31	\$1,350	6	
AV-S7, 1.8L, 4cyl	28	26/31	\$1,400	6	
HR-V FWD					
AV, 1.8L, 4cyl	30	28/34	\$1,300	7	
AV-S7, 1.8L, 4cyl	30	28/34	\$1,300	7	
KIA					
Niro					
AM-6, 1.6L, 4cyl	49	51/46	\$800	10	HEV SS
Niro FE					
AM-6, 1.6L, 4cyl	50	52/49	\$750	10	HEV SS
Niro Plug-in Hybrid					
AM-6, 1.6L, 4cyl	See page 42.				PHEV SS
Niro Touring					
AM-6, 1.6L, 4cyl	43	46/40	\$900	9	HEV SS
Soul					
AM-7, 1.6L, 4cyl	29	27/32	\$1,350	6	T
AV, 2.0L, 4cyl	30	27/33	\$1,300	7	
M-6, 2.0L, 4cyl	27	25/31	\$1,450	6	
Soul Eco dynamics					
AV, 2.0L, 4cyl	31	29/35	\$1,250	7	

Manufacturer Model Configuration (trans, eng size, cyl)	MPG		Annual Fuel Cost	GHG Rating	Notes
	Comb	City/Hwy			

Soul Electric

A-1	114	127/101	\$600	10	EV
-----	-----	---------	-------	----	----

NISSAN

Rogue Sport

AV-S8, 2.0L, 4cyl	28	25/32	\$1,400	6	
-------------------	----	-------	---------	---	--

Rogue Sport AWD

AV-S8, 2.0L, 4cyl	27	24/30	\$1,450	6	
-------------------	----	-------	---------	---	--

SUBARU

Impreza 5-Door

AV-S7, 2.0L, 4cyl	31	28/36	\$1,250	7	
-------------------	----	-------	---------	---	--

M-5, 2.0L, 4cyl	26	24/31	\$1,500	5	
-----------------	----	-------	---------	---	--

Impreza Sport 5-Door

AV-S7, 2.0L, 4cyl	30	27/35	\$1,300	7	
-------------------	----	-------	---------	---	--

M-5, 2.0L, 4cyl	25	22/30	\$1,550	5	
-----------------	----	-------	---------	---	--

VOLKSWAGEN

Arteon

A-S8, 2.0L, 4cyl	25	22/29	\$1,950	5	P T SS
------------------	----	-------	---------	---	--------

Arteon 4motion

A-S8, 2.0L, 4cyl	23	20/29	\$2,100	5	P T SS
------------------	----	-------	---------	---	--------

VOLVO

V60 AWD PHEV

A-S8, 2.0L, 4cyl	See page 42.				PR PHEV SS
------------------	--------------	--	--	--	------------

V60 CC AWD

A-S8, 2.0L, 4cyl	25	22/31	\$1,950	5	PR T SS
------------------	----	-------	---------	---	---------

V60 FWD

A-S8, 2.0L, 4cyl	27	23/34	\$1,800	6	PR T SS
------------------	----	-------	---------	---	---------

MIDSIZE STATION WAGONS

JAGUAR

XF Sportbrake AWD

A-S8, 2.0L, 4cyl	24	21/28	\$2,000	5	P T SS
------------------	----	-------	---------	---	--------

A-S8, 3.0L, 6cyl	21	18/25	\$2,300	4	P S SS
------------------	----	-------	---------	---	--------

MERCEDES-BENZ

AMG E63 S 4matic Plus (wagon)

A-9, 4.0L, 8cyl	19	16/23	\$2,550	3	PR T SS
-----------------	----	-------	---------	---	---------

E450 4matic (station wagon)

A-9, 3.0L, 6cyl	22	19/26	\$2,200	4	PR T SS
-----------------	----	-------	---------	---	---------

NISSAN

Murano AWD

AV-S7, 3.5L, 6cyl	23	20/28	\$1,700	5	
-------------------	----	-------	---------	---	--

Murano FWD

AV-S7, 3.5L, 6cyl	23	20/28	\$1,700	5	
-------------------	----	-------	---------	---	--

Manufacturer Model Configuration (trans, eng size, cyl)	MPG		Annual Fuel Cost	GHG Rating	Notes
	Comb	City/Hwy			

ROLLS-ROYCE

Cullinan

A-S8, 6.7L, 12cyl	14	12/20	\$3,450	1	P T Tax
-------------------	----	-------	---------	---	---------

Cullinan Black Badge

A-S8, 6.7L, 12cyl	14	12/20	\$3,450	1	P T Tax
-------------------	----	-------	---------	---	---------

VOLVO

V90 AWD

A-S8, 2.0L, 4cyl	25	21/31	\$1,950	5	PR T S SS
------------------	----	-------	---------	---	-----------

V90 CC AWD

A-S8, 2.0L, 4cyl	24	20/30	\$2,000	5	PR T S SS
------------------	----	-------	---------	---	-----------

V90 FWD

A-S8, 2.0L, 4cyl	26	22/33	\$1,850	5	PR T SS
------------------	----	-------	---------	---	---------

SMALL PICKUP TRUCKS 2WD

CHEVROLET

Colorado 2WD

A-6, 2.5L, 4cyl	22	20/26	\$1,750	4	
-----------------	----	-------	---------	---	--

A-6, 2.8L, 4cyl	23	20/30	\$2,000	4	DT SS
-----------------	----	-------	---------	---	-------

A-8, 3.6L, 6cyl	20	18/25	\$1,950	4	
-----------------	----	-------	---------	---	--

GMC

Canyon 2WD

A-6, 2.5L, 4cyl	22	20/26	\$1,750	4	
-----------------	----	-------	---------	---	--

A-6, 2.8L, 4cyl	23	20/30	\$2,000	4	DT SS
-----------------	----	-------	---------	---	-------

A-8, 3.6L, 6cyl	20	18/25	\$1,950	4	
-----------------	----	-------	---------	---	--

HONDA

Ridgeline FWD

A-S9, 3.5L, 6cyl	22	19/26	\$1,750	4	SS
------------------	----	-------	---------	---	----

TOYOTA

Tacoma 2WD

A-S6, 2.7L, 4cyl	21	20/23	\$1,850	4	
------------------	----	-------	---------	---	--

A-S6, 3.5L, 6cyl	21	19/24	\$1,850	4	
------------------	----	-------	---------	---	--

SMALL PICKUP TRUCKS 4WD

CHEVROLET

Colorado 4WD

A-6, 2.5L, 4cyl	21	19/24	\$1,850	4	
-----------------	----	-------	---------	---	--

A-6, 2.8L, 4cyl	22	19/28	\$2,100	4	DT SS
-----------------	----	-------	---------	---	-------

A-8, 3.6L, 6cyl	19	17/24	\$2,050	3	
-----------------	----	-------	---------	---	--

Colorado ZR2 4WD

A-6, 2.8L, 4cyl	19	18/22	\$2,450	3	DT SS
-----------------	----	-------	---------	---	-------

A-8, 3.6L, 6cyl	17	16/18	\$2,300	3	
-----------------	----	-------	---------	---	--

Manufacturer Model Configuration (trans, eng size, cyl)	MPG		Annual Fuel Cost	GHG Rating	Notes
	Comb	City/Hwy			

GMC

Canyon 4WD

A-6, 2.5L, 4cyl	21	19/24	\$1,850	4	
A-6, 2.8L, 4cyl	22	19/28	\$2,100	4	D T SS
A-8, 3.6L, 6cyl	19	17/24	\$2,050	3	

TOYOTA

Tacoma 4WD

A-S6, 2.7L, 4cyl	20	19/22	\$1,950	4	PT4
A-S6, 3.5L, 6cyl	20	18/22	\$1,950	4	PT4
M-6, 3.5L, 6cyl	18	17/21	\$2,150	3	PT4

Tacoma 4WD D-CAB MT TRD-ORP/PRO

M-6, 3.5L, 6cyl	18	17/20	\$2,150	3	PT4
-----------------	----	-------	---------	---	-----

STANDARD PICKUP TRUCKS 2WD

CHEVROLET

Silverado 2WD

A-8, 2.7L, 4cyl	21	20/23	\$1,850	4	T SS
A-8, 2.7L, 4cyl	20	19/22	\$1,950	4	T 3-Mode SS
A-10, 3.0L, 6cyl	27	23/33	\$1,700	5	D T SS
A-6, 4.3L, 6cyl	17	16/21	\$2,300	3	
A-6, 5.3L, 8cyl	17	15/21	\$2,300	3	
A-6, 5.3L, 8cyl	16	15/19	\$2,400	2	Gas
	12	11/14	\$2,900	3	E85
A-8, 5.3L, 8cyl	20	17/24	\$1,950	4	XFE pkg SS
A-8, 5.3L, 8cyl	19	17/23	\$2,050	3	SS

FORD

F150 2WD FFV BASE PAYLOAD LT

A-S10, 5.0L, 8cyl	18	16/21	\$2,150	3	Gas
	14	12/17	\$2,500	4	E85

F150 5.0L 2WD FFV GVWR>7599 LBS

A-S10, 5.0L, 8cyl	17	15/20	\$2,300	3	Gas
	14	12/17	\$2,500	4	E85

F150 Pickup 2WD

A-S10, 2.7L, 6cyl	22	20/26	\$1,750	4	T SS
A-S10, 3.5L, 6cyl	19	17/23	\$2,050	3	T SS

F150 Pickup 2WD FFV

A-S6, 3.3L, 6cyl	22	19/25	\$1,750	4	Gas
	16	14/19	\$2,150	5	E85
A-S10, 5.0L, 8cyl	19	17/23	\$2,050	3	Gas
	14	12/17	\$2,500	4	E85

F150 Pickup 2WD Limited

A-S10, 3.5L, 6cyl	19	17/22	\$2,050	3	T SS
-------------------	----	-------	---------	---	------

Ranger 2WD

A-S10, 2.3L, 4cyl	23	21/26	\$1,700	5	T SS
-------------------	----	-------	---------	---	------

Manufacturer Model Configuration (trans, eng size, cyl)	MPG		Annual Fuel Cost	GHG Rating	Notes
	Comb	City/Hwy			

GMC

Sierra 2WD

A-8, 2.7L, 4cyl	21	20/23	\$1,850	4	T SS
A-8, 2.7L, 4cyl	20	19/22	\$1,950	4	T 3-Mode SS
A-10, 3.0L, 6cyl	26	23/30	\$1,800	5	D T SS
A-6, 4.3L, 6cyl	17	16/21	\$2,300	3	
A-6, 5.3L, 8cyl	17	15/21	\$2,300	3	
A-6, 5.3L, 8cyl	16	15/19	\$2,400	2	Gas
	12	11/14	\$2,900	3	E85
A-8, 5.3L, 8cyl	20	17/24	\$1,950	4	XFE pkg SS
A-8, 5.3L, 8cyl	19	17/23	\$2,050	3	SS

RAM

1500 2WD

A-8, 3.0L, 6cyl	26	22/32	\$1,800	5	DT
A-8, 3.6L, 6cyl	22	20/25	\$1,750	4	MHEV SS
A-8, 5.7L, 8cyl	19	17/23	\$2,350	3	Mid MHEV SS
A-8, 5.7L, 8cyl	17	15/22	\$2,600	3	Mid

1500 Classic 2WD

A-8, 3.6L, 6cyl	20	17/25	\$1,950	4	
A-8, 5.7L, 8cyl	17	15/22	\$2,600	3	Mid

1500 HFE 2WD

A-8, 3.6L, 6cyl	23	20/26	\$1,700	5	MHEV SS
-----------------	----	-------	---------	---	---------

ROUSH PERFORMANCE

F150 Pickup 2WD

A-S10, 5.0L, 8cyl	13	11/15	\$3,700	1	PR S
-------------------	----	-------	---------	---	------

TOYOTA

Tundra 2WD

A-S6, 5.7L, 8cyl	15	13/18	\$2,600	2	
------------------	----	-------	---------	---	--

STANDARD PICKUP TRUCKS 4WD

CHEVROLET

Silverado 4WD

A-8, 2.7L, 4cyl	20	19/22	\$1,950	4	T SS
A-8, 2.7L, 4cyl	20	19/22	\$1,950	4	T 3-Mode SS
A-10, 3.0L, 6cyl	25	23/29	\$1,850	4	D T SS
A-6, 4.3L, 6cyl	17	15/20	\$2,300	3	
A-10, 5.3L, 8cyl	19	16/22	\$2,050	3	SS
A-6, 5.3L, 8cyl	17	15/20	\$2,300	3	
A-6, 5.3L, 8cyl	16	14/18	\$2,400	2	Gas
	12	11/13	\$2,900	2	E85
A-8, 5.3L, 8cyl	18	16/22	\$2,150	3	SS
A-10, 6.2L, 8cyl	17	16/20	\$2,850	3	PR SS

Silverado 4WD TrailBoss

A-6, 4.3L, 6cyl	16	14/18	\$2,400	2	
A-10, 5.3L, 8cyl	18	16/21	\$2,150	3	SS
A-6, 5.3L, 8cyl	16	14/18	\$2,400	2	
A-8, 5.3L, 8cyl	18	16/21	\$2,150	3	SS

Manufacturer Model Configuration (trans, eng size, cyl)	MPG		Annual Fuel Cost	GHG Rating	Notes
	Comb	City/Hwy			

FORD

F150 Pickup 4WD

A-S10, 2.7L, 6cyl	20	18/23	\$1,950	4	T PT4 SS
A-S10, 3.5L, 6cyl	18	16/22	\$2,150	3	T PT4 SS

F150 Pickup 4WD FFV

A-S6, 3.3L, 6cyl	20	18/23	\$1,950	4	Gas
	15	13/17	\$2,300	4	E85
A-S10, 5.0L, 8cyl	18	15/21	\$2,150	3	Gas
	13	12/15	\$2,650	3	E85

F150 Pickup 4WD Limited

A-S10, 3.5L, 6cyl	19	17/21	\$2,050	3	T PT4 SS
-------------------	----	-------	---------	---	----------

F150 RAPTOR 4WD

A-S10, 3.5L, 6cyl	16	15/18	\$2,400	2	T PT4 SS
-------------------	----	-------	---------	---	----------

Ranger 4WD

A-S10, 2.3L, 4cyl	22	20/24	\$1,750	4	T PT4 SS
-------------------	----	-------	---------	---	----------

GMC

Sierra 4WD

A-8, 2.7L, 4cyl	20	19/22	\$1,950	4	T SS
A-8, 2.7L, 4cyl	20	19/22	\$1,950	4	T 3-Mode SS
A-10, 3.0L, 6cyl	24	22/26	\$1,900	4	D T SS
A-6, 4.3L, 6cyl	17	15/20	\$2,300	3	
A-10, 5.3L, 8cyl	19	16/22	\$2,050	3	SS
A-6, 5.3L, 8cyl	17	15/20	\$2,300	3	
A-6, 5.3L, 8cyl	16	14/19	\$2,400	2	Gas
	12	11/14	\$2,900	3	E85
A-8, 5.3L, 8cyl	18	16/22	\$2,150	3	SS
A-10, 6.2L, 8cyl	17	15/20	\$2,850	3	PR SS

Sierra 4WD AT4

A-10, 3.0L, 6cyl	24	22/26	\$1,900	4	D T SS
A-10, 5.3L, 8cyl	18	16/21	\$2,150	3	SS
A-6, 5.3L, 8cyl	16	14/18	\$2,400	2	
A-8, 5.3L, 8cyl	18	16/21	\$2,150	3	SS
A-10, 6.2L, 8cyl	17	15/19	\$2,850	3	PR SS

HONDA

Ridgeline AWD

A-S9, 3.5L, 6cyl	21	19/24	\$1,850	4	
------------------	----	-------	---------	---	--

JEEP

Gladiator Pickup 4WD

A-8, 3.6L, 6cyl	19	17/22	\$2,050	3	SS
M-6, 3.6L, 6cyl	19	16/23	\$2,050	3	SS

RAM

1500 4WD

A-8, 3.0L, 6cyl	24	21/29	\$1,900	4	D T
A-8, 3.6L, 6cyl	21	19/24	\$1,850	4	MHEV SS
A-8, 5.7L, 8cyl	19	17/22	\$2,350	3	Mid MHEV SS
A-8, 5.7L, 8cyl	17	15/21	\$2,600	3	Mid

Manufacturer Model Configuration (trans, eng size, cyl)	MPG		Annual Fuel Cost	GHG Rating	Notes
	Comb	City/Hwy			

1500 Classic 4WD

A-8, 3.6L, 6cyl	19	16/23	\$2,050	3	
A-8, 5.7L, 8cyl	17	15/21	\$2,600	3	Mid

ROUSH PERFORMANCE

F150 Pickup 4WD

A-S10, 5.0L, 8cyl	13	11/15	\$3,700	1	PR S
-------------------	----	-------	---------	---	------

TOYOTA

Tundra 4WD

A-S6, 5.7L, 8cyl	14	13/17	\$2,750	1	PT4
------------------	----	-------	---------	---	-----

VANS, PASSENGER TYPE

FORD

Transit T150 Wagon 2WD FFV

A-S10, 3.5L, 6cyl	17	15/19	\$2,300	3	Gas
	12	11/15	\$2,900	3	E85

Transit T150 Wagon 4WD FFV

A-S10, 3.5L, 6cyl	16	14/19	\$2,400	2	Gas
	12	11/14	\$2,900	3	E85

SPECIAL PURPOSE VEHICLES 2WD

CHEVROLET

Silverado Cab Chassis 2WD

A-6, 4.3L, 6cyl	17	15/19	\$2,300	3	
A-6, 5.3L, 8cyl	15	14/18	\$2,600	2	

FORD

Ranger 2WD Incomplete

A-S10, 2.3L, 4cyl	18	19/18	\$2,150	3	T SS
-------------------	----	-------	---------	---	------

Transit Connect USPS

A-S6, 2.5L, 4cyl	22	20/27	\$1,750	4	
------------------	----	-------	---------	---	--

Transit Connect Van 2WD

A-S8, 2.0L, 4cyl	25	24/27	\$1,550	5	SS
A-S6, 2.5L, 4cyl	22	20/27	\$1,750	4	

Transit Connect Van FFV

A-S8, 2.0L, 4cyl	25	24/27	\$1,550	5	Gas
	19	18/20	\$1,800	5	E85

Transit Connect Wagon LWB FFV

A-S8, 2.0L, 4cyl	26	24/29	\$1,500	5	Gas
	19	17/21	\$1,800	6	E85

Transit Connect Wagon LWB FWD

A-S8, 2.0L, 4cyl	26	24/29	\$1,500	5	SS
A-S6, 2.5L, 4cyl	22	20/26	\$1,750	4	

GMC

Sierra Cab Chassis 2WD

A-6, 4.3L, 6cyl	17	15/19	\$2,300	3	
A-6, 5.3L, 8cyl	15	14/18	\$2,600	2	

Manufacturer Model Configuration (trans, eng size, cyl)	MPG		Annual Fuel Cost	GHG Rating	Notes
	Comb	City/Hwy			

MERCEDES-BENZ

Metris (Cargo Van)

A-7, 2.0L, 4cyl	22	21/24	\$2,200	4	P R T SS
A-7, 2.0L, 4cyl	22	20/24	\$2,200	4	P R T

Metris (Cargo Van, LWB)

A-7, 2.0L, 4cyl	22	21/24	\$2,200	4	P R T SS
A-7, 2.0L, 4cyl	22	20/24	\$2,200	4	P R T

Metris (Passenger Van)

A-7, 2.0L, 4cyl	21	20/24	\$2,300	4	P R T SS
A-7, 2.0L, 4cyl	21	19/23	\$2,300	4	P R T

NISSAN

NV200 Cargo Van

AV, 2.0L, 4cyl	25	24/26	\$1,550	5	
----------------	----	-------	---------	---	--

RAM

Promaster City

A-9, 2.4L, 4cyl	24	21/28	\$1,600	5	
-----------------	----	-------	---------	---	--

SPECIAL PURPOSE VEHICLES 4WD

CHEVROLET

Silverado Cab Chassis 4WD

A-6, 4.3L, 6cyl	15	14/16	\$2,600	2	
A-6, 5.3L, 8cyl	15	14/17	\$2,600	2	

GMC

Sierra Cab Chassis 4WD

A-6, 4.3L, 6cyl	15	14/16	\$2,600	2	
A-6, 5.3L, 8cyl	15	14/17	\$2,600	2	

MINIVANS 2WD

CHRYSLER

Pacifica

▶ A-9, 3.6L, 6cyl	22	19/28	\$1,750	4	SS
-------------------	----	-------	---------	---	----

Pacifica Hybrid

▶ AV, 3.6L, 6cyl		See page 42.			PHEV SS
------------------	--	--------------	--	--	---------

Voyager

▶ A-9, 3.6L, 6cyl	22	19/28	\$1,750	4	SS
-------------------	----	-------	---------	---	----

DODGE

Grand Caravan

A-6, 3.6L, 6cyl	20	17/25	\$1,950	4	
-----------------	----	-------	---------	---	--

HONDA

Odyssey

▶ A-10, 3.5L, 6cyl	22	19/28	\$1,750	4	SS
--------------------	----	-------	---------	---	----

KIA

Sedona

A-S8, 3.3L, 6cyl	21	18/24	\$1,850	4	
------------------	----	-------	---------	---	--

Manufacturer Model Configuration (trans, eng size, cyl)	MPG		Annual Fuel Cost	GHG Rating	Notes
	Comb	City/Hwy			

TOYOTA

Sienna 2WD

A-S8, 3.5L, 6cyl	21	19/26	\$1,850	4	
------------------	----	-------	---------	---	--

MINIVANS 4WD

TOYOTA

Sienna AWD

A-S8, 3.5L, 6cyl	20	18/24	\$1,950	4	
------------------	----	-------	---------	---	--

SMALL SPORT UTILITY VEHICLES 2WD

ACURA

MDX FWD

A-S9, 3.5L, 6cyl	23	20/27	\$2,100	5	P
------------------	----	-------	---------	---	---

RDX FWD

A-S10, 2.0L, 4cyl	24	22/28	\$2,000	5	P T SS
-------------------	----	-------	---------	---	--------

RDX FWD A-SPEC

A-S10, 2.0L, 4cyl	24	22/27	\$2,000	5	P T SS
-------------------	----	-------	---------	---	--------

ALFA ROMEO

Stelvio

A-8, 2.0L, 4cyl	25	22/29	\$1,950	5	P T SS
-----------------	----	-------	---------	---	--------

BMW

X3 sDrive30i

A-S8, 2.0L, 4cyl	27	25/29	\$1,800	6	P T SS
------------------	----	-------	---------	---	--------

BUICK

Encore FWD

AV, 1.3L, 3cyl	31	30/32	\$1,250	7	T SS
A-S6, 1.4L, 4cyl	27	25/30	\$1,450	6	T

Envision FWD

A-6, 2.5L, 4cyl	25	22/29	\$1,550	5	SS
-----------------	----	-------	---------	---	----

BYD

e6

A-1	72	73/71	\$900	10	EV
-----	----	-------	-------	----	----

CADILLAC

XT4 FWD

A-S9, 2.0L, 4cyl	26	24/30	\$1,850	5	P R T SS
------------------	----	-------	---------	---	----------

XT5 FWD

A-S9, 2.0L, 4cyl	24	21/28	\$2,000	5	P R T SS
A-S9, 3.6L, 6cyl	21	18/26	\$1,850	4	SS

XT6 FWD

A-S9, 3.6L, 6cyl	20	18/25	\$1,950	4	SS
------------------	----	-------	---------	---	----

Manufacturer Model Configuration (trans, eng size, cyl)	MPG		Annual Fuel Cost	GHG Rating	Notes
	Comb	City/Hwy			

CHEVROLET

Blazer FWD

A-9, 2.0L, 4cyl	24	21/28	\$1,600	5	T SS
A-9, 2.5L, 4cyl	23	21/27	\$1,700	5	SS
A-9, 3.6L, 6cyl	21	19/26	\$1,850	4	SS

Equinox FWD

A-6, 1.5L, 4cyl	28	26/31	\$1,400	6	T SS
A-9, 2.0L, 4cyl	25	22/29	\$1,950	5	PR T SS

Trax FWD

A-S6, 1.4L, 4cyl	28	26/31	\$1,400	6	T
------------------	----	-------	---------	---	---

FORD

EcoSport FWD

A-S6, 1.0L, 3cyl	28	27/29	\$1,400	6	T SS
------------------	----	-------	---------	---	------

Edge FWD

A-8, 2.0L, 4cyl	24	21/29	\$1,600	5	T SS
-----------------	----	-------	---------	---	------

Escape FWD

A-8, 1.5L, 3cyl	30	27/33	\$1,300	7	T SS
-----------------	----	-------	---------	---	------

Escape FWD HEV

▶ AV, 2.5L, 4cyl	41	44/37	\$950	9	HEV SS
------------------	----	-------	-------	---	--------

GMC

Terrain FWD

A-9, 1.5L, 4cyl	27	26/30	\$1,450	6	T SS
A-9, 2.0L, 4cyl	24	22/28	\$2,000	5	PR T SS

HONDA

CR-V FWD

AV, 1.5L, 4cyl	30	28/34	\$1,300	7	T
----------------	----	-------	---------	---	---

Passport FWD

A-S9, 3.5L, 6cyl	22	20/25	\$1,750	4	
------------------	----	-------	---------	---	--

Pilot FWD

A-6, 3.5L, 6cyl	22	19/27	\$1,750	4	
A-S9, 3.5L, 6cyl	23	20/27	\$1,700	5	

HYUNDAI

Kona Electric

▶ A-1	120	132/108	\$550	10	EV
-------	-----	---------	-------	----	----

Kona FWD

AM-7, 1.6L, 4cyl	30	28/32	\$1,300	7	T
A-S6, 2.0L, 4cyl	30	27/33	\$1,300	7	

Santa Fe FWD

A-S8, 2.0L, 4cyl	23	20/27	\$1,700	5	T
A-S8, 2.4L, 4cyl	25	22/29	\$1,550	5	

Tucson FWD

A-S6, 2.0L, 4cyl	25	23/28	\$1,550	5	
A-S6, 2.4L, 4cyl	25	22/28	\$1,550	5	

INFINITI

QX50

AV-S8, 2.0L, 4cyl	26	23/29	\$1,850	5	PR T
-------------------	----	-------	---------	---	------

Manufacturer Model Configuration (trans, eng size, cyl)	MPG		Annual Fuel Cost	GHG Rating	Notes
	Comb	City/Hwy			

QX60 FWD

AV-S7, 3.5L, 6cyl	22	20/27	\$2,200	4	P
-------------------	----	-------	---------	---	---

JEEP

Cherokee FWD

A-9, 2.0L, 4cyl	26	23/31	\$1,500	5	T SS
A-9, 2.4L, 4cyl	25	22/31	\$1,550	5	SS
A-9, 3.2L, 6cyl	23	20/29	\$1,700	5	SS

Compass FWD

A-6, 2.4L, 4cyl	25	22/31	\$1,550	5	SS
M-6, 2.4L, 4cyl	26	23/32	\$1,500	5	

Renegade 2WD

A-9, 1.3L, 4cyl	27	24/32	\$1,450	6	T SS
A-9, 2.4L, 4cyl	25	22/30	\$1,550	5	

KIA

Sorento FWD

A-S6, 2.4L, 4cyl	25	22/29	\$1,550	5	
A-S8, 3.3L, 6cyl	22	19/26	\$1,750	4	

Sportage FWD

A-S6, 2.0L, 4cyl	23	20/28	\$1,700	5	T
A-S6, 2.4L, 4cyl	26	23/30	\$1,500	5	

Telluride FWD

A-S8, 3.8L, 6cyl	23	20/26	\$1,700	5	
------------------	----	-------	---------	---	--

LEXUS

NX 300

A-S6, 2.0L, 4cyl	25	22/28	\$1,950	5	PR T
------------------	----	-------	---------	---	------

RX 350

A-S8, 3.5L, 6cyl	23	20/27	\$1,700	5	
------------------	----	-------	---------	---	--

RX 350 L

A-S8, 3.5L, 6cyl	22	19/26	\$1,750	4	
------------------	----	-------	---------	---	--

LINCOLN

Corsair FWD

A-S8, 2.0L, 4cyl	25	22/29	\$1,550	5	T SS
------------------	----	-------	---------	---	------

Nautilus FWD

A-S8, 2.0L, 4cyl	23	21/26	\$1,700	5	T SS
------------------	----	-------	---------	---	------

MAZDA

CX-30 2WD

A-S6, 2.5L, 4cyl	28	25/33	\$1,400	6	w/o C. D.
A-S6, 2.5L, 4cyl	28	25/33	\$1,400	6	

CX-5 2WD

A-S6, 2.5L, 4cyl	28	25/31	\$1,400	6	
------------------	----	-------	---------	---	--

CX-9 2WD

A-S6, 2.5L, 4cyl	24	22/28	\$1,600	5	T
------------------	----	-------	---------	---	---

MERCEDES-BENZ

GLA250

AM-7, 2.0L, 4cyl	28	24/34	\$1,700	6	PR T SS
------------------	----	-------	---------	---	---------

Manufacturer Model Configuration (trans, eng size, cyl)	MPG		Annual Fuel Cost	GHG Rating	Notes
	Comb	City/Hwy			

GLB250

AM-8, 2.0L, 4cyl	26	23/30	\$1,850	5	P R T SS
------------------	----	-------	---------	---	----------

GLC300

A-9, 2.0L, 4cyl	24	22/29	\$2,000	5	P R T SS
-----------------	----	-------	---------	---	----------

MINI

Eclipse Cross 2WD

AV-S8, 1.5L, 4cyl	26	25/28	\$1,500	5	T
-------------------	----	-------	---------	---	---

Eclipse Cross ES 2WD

AV-S8, 1.5L, 4cyl	27	26/29	\$1,450	6	T
-------------------	----	-------	---------	---	---

Outlander 2WD

AV-S6, 2.4L, 4cyl	27	25/30	\$1,450	6	
-------------------	----	-------	---------	---	--

Outlander Sport 2WD

AV-S6, 2.0L, 4cyl	27	24/30	\$1,450	6	
-------------------	----	-------	---------	---	--

AV-S6, 2.4L, 4cyl	25	23/29	\$1,550	5	
-------------------	----	-------	---------	---	--

NISSAN

Pathfinder 2WD

AV, 3.5L, 6cyl	23	20/27	\$1,700	5	
----------------	----	-------	---------	---	--

Rogue FWD

AV, 2.5L, 4cyl	29	26/33	\$1,350	6	
----------------	----	-------	---------	---	--

TOYOTA

Highlander

A-S8, 3.5L, 6cyl	24	21/29	\$1,600	5	SS
------------------	----	-------	---------	---	----

A-S8, 3.5L, 6cyl	23	20/28	\$1,700	5	
------------------	----	-------	---------	---	--

RAV4

A-S8, 2.5L, 4cyl	30	28/35	\$1,300	7	SS
------------------	----	-------	---------	---	----

A-S8, 2.5L, 4cyl	30	26/35	\$1,300	7	
------------------	----	-------	---------	---	--

VOLKSWAGEN

Atlas

A-S8, 2.0L, 4cyl	22	20/24	\$1,750	4	T SS
------------------	----	-------	---------	---	------

Atlas Cross Sport

A-S8, 2.0L, 4cyl	22	21/24	\$1,750	4	T SS
------------------	----	-------	---------	---	------

Tiguan

A-S8, 2.0L, 4cyl	25	22/29	\$1,550	5	T SS
------------------	----	-------	---------	---	------

VOLVO

XC40 FWD

A-S8, 2.0L, 4cyl	27	23/33	\$1,450	6	T SS
------------------	----	-------	---------	---	------

XC60 FWD

A-S8, 2.0L, 4cyl	24	22/29	\$2,000	5	P R T SS
------------------	----	-------	---------	---	----------

SMALL SPORT UTILITY VEHICLES 4WD

ACURA

MDX AWD

A-S9, 3.5L, 6cyl	22	19/26	\$2,200	4	P
------------------	----	-------	---------	---	---

MDX AWD A-SPEC

A-S9, 3.5L, 6cyl	21	19/25	\$2,300	4	P
------------------	----	-------	---------	---	---

Manufacturer Model Configuration (trans, eng size, cyl)	MPG		Annual Fuel Cost	GHG Rating	Notes
	Comb	City/Hwy			

MDX Hybrid AWD

AM-S7, 3.0L, 6cyl	27	26/27	\$1,800	6	P HEV SS
-------------------	----	-------	---------	---	----------

RDX AWD

A-S10, 2.0L, 4cyl	23	21/27	\$2,100	5	P T SS
-------------------	----	-------	---------	---	--------

RDX AWD A-SPEC

A-S10, 2.0L, 4cyl	23	21/26	\$2,100	5	P T SS
-------------------	----	-------	---------	---	--------

ALFA ROMEO

Stelvio AWD

A-8, 2.0L, 4cyl	24	22/28	\$2,000	5	P T SS
-----------------	----	-------	---------	---	--------

A-8, 2.9L, 6cyl	19	17/23	\$2,550	3	P T SS
-----------------	----	-------	---------	---	--------

AUDI

Q3 quattro

A-S8, 2.0L, 4cyl	22	19/27	\$1,750	4	T SS
------------------	----	-------	---------	---	------

Q5

A-S7, 2.0L, 4cyl	24	22/28	\$2,000	5	P T SS
------------------	----	-------	---------	---	--------

SQ5

A-S8, 3.0L, 6cyl	20	18/23	\$2,400	4	P T SS
------------------	----	-------	---------	---	--------

BMW

X3 M

A-S8, 3.0L, 6cyl	16	14/19	\$3,000	2	P T SS
------------------	----	-------	---------	---	--------

X3 M Competition

A-S8, 3.0L, 6cyl	16	14/19	\$3,000	2	P T SS
------------------	----	-------	---------	---	--------

X3 M40i

A-S8, 3.0L, 6cyl	23	21/27	\$2,100	5	P T SS
------------------	----	-------	---------	---	--------

X3 xDrive30i

A-S8, 2.0L, 4cyl	26	24/29	\$1,850	5	P T SS
------------------	----	-------	---------	---	--------

X4 M

A-S8, 3.0L, 6cyl	16	14/19	\$3,000	2	P T SS
------------------	----	-------	---------	---	--------

X4 M Competition

A-S8, 3.0L, 6cyl	16	14/19	\$3,000	2	P T SS
------------------	----	-------	---------	---	--------

X4 M40i

A-S8, 3.0L, 6cyl	23	21/27	\$2,100	5	P T SS
------------------	----	-------	---------	---	--------

X4 xDrive30i

A-S8, 2.0L, 4cyl	25	23/28	\$1,950	5	P T SS
------------------	----	-------	---------	---	--------

BUICK

Encore AWD

A-9, 1.3L, 3cyl	28	26/29	\$1,400	6	T SS
-----------------	----	-------	---------	---	------

A-S6, 1.4L, 4cyl	26	24/29	\$1,500	5	T
------------------	----	-------	---------	---	---

Envision AWD

A-9, 2.0L, 4cyl	22	20/25	\$2,200	4	P R T SS
-----------------	----	-------	---------	---	----------

A-6, 2.5L, 4cyl	24	21/27	\$1,600	5	SS
-----------------	----	-------	---------	---	----

CADILLAC

XT4 AWD

A-S9, 2.0L, 4cyl	24	22/29	\$2,000	5	P R T SS
------------------	----	-------	---------	---	----------

Manufacturer Model Configuration (trans, eng size, cyl)	MPG		Annual Fuel Cost	GHG Rating	Notes
	Comb	City/Hwy			

XT5 AWD

A-S9, 2.0L, 4cyl	23	21/26	\$2,100	5	PR T SS
A-S9, 3.6L, 6cyl	20	18/25	\$1,950	4	SS

XT6 AWD

A-S9, 3.6L, 6cyl	20	17/24	\$1,950	4	SS
------------------	----	-------	---------	---	----

CHEVROLET

Blazer AWD

A-9, 2.0L, 4cyl	23	21/27	\$1,700	5	T SS
A-9, 3.6L, 6cyl	21	18/25	\$1,850	4	SS

Equinox AWD

A-6, 1.5L, 4cyl	27	25/30	\$1,450	6	T SS
A-9, 2.0L, 4cyl	24	22/28	\$2,000	5	PR T SS

Trax AWD

A-S6, 1.4L, 4cyl	26	24/29	\$1,500	5	T
------------------	----	-------	---------	---	---

FIAT

500X AWD

A-9, 1.3L, 4cyl	26	24/30	\$1,500	5	T SS
-----------------	----	-------	---------	---	------

FORD

EcoSport AWD

A-S6, 2.0L, 4cyl	25	23/29	\$1,550	5	SS
------------------	----	-------	---------	---	----

Edge AWD

A-8, 2.0L, 4cyl	23	21/28	\$1,700	5	T SS
A-S8, 2.0L, 4cyl	23	21/28	\$1,700	5	T SS
A-S8, 2.7L, 6cyl	21	19/26	\$1,850	4	T SS

Escape AWD

A-8, 1.5L, 3cyl	28	26/31	\$1,400	6	T SS
A-S8, 2.0L, 4cyl	26	23/31	\$1,500	5	T SS

Escape AWD HEV

AV, 2.5L, 4cyl	40	43/37	\$950	9	PT4 HEV SS
----------------	----	-------	-------	---	------------

GMC

Terrain AWD

A-9, 1.5L, 4cyl	26	25/28	\$1,500	5	T SS
A-9, 2.0L, 4cyl	23	21/26	\$2,100	5	PR T SS

HONDA

CR-V AWD

AV, 1.5L, 4cyl	29	27/32	\$1,350	6	T
----------------	----	-------	---------	---	---

Passport AWD

A-S9, 3.5L, 6cyl	21	19/24	\$1,850	4	
------------------	----	-------	---------	---	--

Pilot AWD

A-6, 3.5L, 6cyl	21	18/26	\$1,850	4	
A-S9, 3.5L, 6cyl	22	19/26	\$1,750	4	

HYUNDAI

Kona AWD

AM-7, 1.6L, 4cyl	27	26/29	\$1,450	6	T
A-S6, 2.0L, 4cyl	28	26/30	\$1,400	6	

Manufacturer Model Configuration (trans, eng size, cyl)	MPG		Annual Fuel Cost	GHG Rating	Notes
	Comb	City/Hwy			

Santa Fe AWD

A-S8, 2.0L, 4cyl	22	20/26	\$1,750	4	T
A-S8, 2.4L, 4cyl	24	21/27	\$1,600	5	

Tucson AWD

A-S6, 2.0L, 4cyl	23	22/25	\$1,700	5	
A-S6, 2.4L, 4cyl	23	21/26	\$1,700	5	

INFINITI

QX50 AWD

AV-S8, 2.0L, 4cyl	25	22/28	\$1,950	5	PR T
-------------------	----	-------	---------	---	------

QX60 AWD

AV-S7, 3.5L, 6cyl	22	19/26	\$2,200	4	P
-------------------	----	-------	---------	---	---

JAGUAR

E-Pace

A-S9, 2.0L, 4cyl	24	21/28	\$2,000	5	PT SS
------------------	----	-------	---------	---	-------

E-Pace P300

A-S9, 2.0L, 4cyl	23	21/27	\$2,100	5	PT SS
------------------	----	-------	---------	---	-------

F-Pace

A-S8, 2.0L, 4cyl	24	22/27	\$2,000	5	PT SS
A-S8, 3.0L, 6cyl	20	18/23	\$2,400	4	P S SS
A-S8, 5.0L, 8cyl	18	16/21	\$2,700	3	P S SS

F-Pace 30t

A-S8, 2.0L, 4cyl	24	22/27	\$2,000	5	PT SS
------------------	----	-------	---------	---	-------

I-Pace

A-1	76	80/72	\$850	10	EV
-----	----	-------	-------	----	----

JEEP

Cherokee 4WD

A-9, 2.0L, 4cyl	24	21/29	\$1,600	5	T SS
A-9, 2.4L, 4cyl	24	21/29	\$1,600	5	SS
A-9, 3.2L, 6cyl	22	19/27	\$1,750	4	SS

Cherokee 4WD Active Drive II

A-9, 2.0L, 4cyl	23	20/27	\$1,700	5	T SS
A-9, 3.2L, 6cyl	21	18/26	\$1,850	4	SS

Cherokee Trailhawk 4WD

A-9, 2.0L, 4cyl	22	20/26	\$1,750	4	T SS
A-9, 3.2L, 6cyl	21	18/24	\$1,850	4	SS

Compass 4WD

A-9, 2.4L, 4cyl	25	22/30	\$1,550	5	SS
M-6, 2.4L, 4cyl	25	22/31	\$1,550	5	

Renegade 4WD

A-9, 1.3L, 4cyl	26	23/29	\$1,500	5	T SS
A-9, 2.4L, 4cyl	24	21/29	\$1,600	5	

Renegade Trailhawk 4WD

A-9, 1.3L, 4cyl	24	22/27	\$1,600	5	T SS
-----------------	----	-------	---------	---	------

Wrangler 4WD

A-8, 2.0L, 4cyl	23	22/24	\$1,700	5	T SS
A-8, 3.6L, 6cyl	20	18/23	\$1,950	4	SS
M-6, 3.6L, 6cyl	20	17/25	\$1,950	4	SS

Manufacturer Model Configuration (trans, eng size, cyl)	MPG		Annual Fuel Cost	GHG Rating	Notes
	Comb	City/Hwy			

Wrangler Unlimited 4WD

A-8, 2.0L, 4cyl	21	21/22	\$1,850	4	T SS
A-8, 2.0L, 4cyl	21	21/22	\$1,850	4	T MHEV SS
A-8, 3.0L, 6cyl	25	22/29	\$1,850	4	D T SS
A-8, 3.6L, 6cyl	20	18/22	\$1,950	4	SS
A-8, 3.6L, 6cyl	20	19/22	\$1,950	4	MHEV SS
M-6, 3.6L, 6cyl	19	17/23	\$2,050	3	SS

KIA

Sorento AWD

A-S6, 2.4L, 4cyl	23	21/26	\$1,700	5	
A-S8, 3.3L, 6cyl	20	18/24	\$1,950	4	

Sportage AWD

A-S6, 2.0L, 4cyl	21	19/24	\$1,850	4	T
A-S6, 2.4L, 4cyl	23	22/26	\$1,700	5	

Telluride AWD

A-S8, 3.8L, 6cyl	21	19/24	\$1,850	4	
------------------	----	-------	---------	---	--

LAND ROVER

Discovery Sport

A-S9, 2.0L, 4cyl	21	19/24	\$2,300	4	P T SS
------------------	----	-------	---------	---	--------

Discovery Sport MHEV

A-S9, 2.0L, 4cyl	21	19/24	\$2,300	4	P T MHEV SS
------------------	----	-------	---------	---	-------------

Evoque

A-S9, 2.0L, 4cyl	23	20/27	\$2,100	5	P T SS
------------------	----	-------	---------	---	--------

Evoque MHEV

A-S9, 2.0L, 4cyl	23	21/26	\$2,100	5	P T MHEV SS
------------------	----	-------	---------	---	-------------

Range Rover Velar

A-S8, 2.0L, 4cyl	23	21/27	\$2,100	5	P T SS
A-S8, 3.0L, 6cyl	20	18/24	\$2,400	4	P S SS
A-S8, 5.0L, 8cyl	17	15/20	\$2,850	3	P S SS

Range Rover Velar P300

A-S8, 2.0L, 4cyl	22	20/26	\$2,200	4	P T SS
------------------	----	-------	---------	---	--------

Range Rover Velar P380

A-S8, 3.0L, 6cyl	20	18/24	\$2,400	4	P S SS
------------------	----	-------	---------	---	--------

LEXUS

NX 300 AWD

A-S6, 2.0L, 4cyl	24	22/28	\$2,000	5	PR T
------------------	----	-------	---------	---	------

NX 300 AWD F Sport

A-S6, 2.0L, 4cyl	24	22/27	\$2,000	5	PR T
------------------	----	-------	---------	---	------

NX 300h AWD

AV-S6, 2.5L, 4cyl	31	33/30	\$1,250	7	HEV SS
-------------------	----	-------	---------	---	--------

RX 350 AWD

A-S8, 3.5L, 6cyl	22	19/26	\$1,750	4	
------------------	----	-------	---------	---	--

RX 350 L AWD

A-S8, 3.5L, 6cyl	21	18/25	\$1,850	4	
------------------	----	-------	---------	---	--

Manufacturer Model Configuration (trans, eng size, cyl)	MPG		Annual Fuel Cost	GHG Rating	Notes
	Comb	City/Hwy			

LINCOLN

Corsair AWD

A-S8, 2.0L, 4cyl	24	21/29	\$1,600	5	T SS
A-S8, 2.3L, 4cyl	24	21/28	\$1,600	5	T SS

Nautilus AWD

A-S8, 2.0L, 4cyl	22	20/25	\$1,750	4	T SS
A-S8, 2.7L, 6cyl	21	19/26	\$1,850	4	T SS

MAZDA

CX-30 4WD

A-S6, 2.5L, 4cyl	27	25/32	\$1,450	6	
A-S6, 2.5L, 4cyl	26	24/31	\$1,500	5	w/o C. D.

CX-5 4WD

A-S6, 2.5L, 4cyl	26	24/30	\$1,500	5	
A-S6, 2.5L, 4cyl	24	22/27	\$1,600	5	T

CX-9 4WD

A-S6, 2.5L, 4cyl	23	20/26	\$1,700	5	T
------------------	----	-------	---------	---	---

MERCEDES-BENZ

AMG GLC43 4matic

A-9, 3.0L, 6cyl	21	18/24	\$2,300	4	PR T SS
-----------------	----	-------	---------	---	---------

AMG GLC43 4matic Coupe

A-9, 3.0L, 6cyl	21	18/24	\$2,300	4	PR T SS
-----------------	----	-------	---------	---	---------

AMG GLC63 4matic Plus

A-9, 4.0L, 8cyl	18	16/22	\$2,700	3	PR T SS
-----------------	----	-------	---------	---	---------

AMG GLC63 4matic Plus Coupe

A-9, 4.0L, 8cyl	18	16/22	\$2,700	3	PR T SS
-----------------	----	-------	---------	---	---------

AMG GLC63 S 4matic Plus Coupe

A-9, 4.0L, 8cyl	18	16/22	\$2,700	3	PR T SS
-----------------	----	-------	---------	---	---------

GLA250 4matic

AM-7, 2.0L, 4cyl	26	23/31	\$1,850	5	PR T SS
------------------	----	-------	---------	---	---------

GLB250 4matic

AM-8, 2.0L, 4cyl	26	23/31	\$1,850	5	PR T SS
------------------	----	-------	---------	---	---------

GLC300 4matic

A-9, 2.0L, 4cyl	24	21/28	\$2,000	5	PR T SS
-----------------	----	-------	---------	---	---------

GLC300 4matic Coupe

A-9, 2.0L, 4cyl	24	21/28	\$2,000	5	PR T SS
-----------------	----	-------	---------	---	---------

GLE350

A-9, 2.0L, 4cyl	22	20/27	\$2,200	4	PR T SS
-----------------	----	-------	---------	---	---------

GLE350 4matic

A-9, 2.0L, 4cyl	22	19/26	\$2,200	4	PR T SS
-----------------	----	-------	---------	---	---------

MITSUBISHI

Eclipse Cross 4WD

AV-S8, 1.5L, 4cyl	25	25/26	\$1,550	5	T
-------------------	----	-------	---------	---	---

Eclipse Cross ES 4WD

AV-S8, 1.5L, 4cyl	26	25/28	\$1,500	5	T
-------------------	----	-------	---------	---	---

Outlander 4WD

AV-S6, 2.4L, 4cyl	26	24/29	\$1,500	5	
A-S6, 3.0L, 6cyl	22	20/27	\$2,200	4	P

Manufacturer Model Configuration (trans, eng size, cyl)	MPG		Annual Fuel Cost	GHG Rating	Notes
	Comb	City/Hwy			

Outlander PHEV

A-1, 2.0L, 4cyl		See page 42.			PHEV SS
-----------------	--	--------------	--	--	---------

Outlander Sport 4WD

AV-S6, 2.0L, 4cyl	26	23/29	\$1,500	5	
AV-S6, 2.4L, 4cyl	25	23/28	\$1,550	5	

NISSAN

Pathfinder 4WD

AV, 3.5L, 6cyl	22	20/27	\$1,750	4	
----------------	----	-------	---------	---	--

Pathfinder 4WD Platinum

AV, 3.5L, 6cyl	21	19/26	\$1,850	4	
----------------	----	-------	---------	---	--

Rogue AWD

AV, 2.5L, 4cyl	27	25/32	\$1,450	6	
----------------	----	-------	---------	---	--

PORSCHE

Macan

AM-S7, 2.0L, 4cyl	21	19/23	\$2,300	4	P T SS
-------------------	----	-------	---------	---	--------

Macan S

AM-S7, 3.0L, 6cyl	20	18/23	\$2,400	4	PR T SS
-------------------	----	-------	---------	---	---------

SUBARU

Crosstrek AWD

AV-S8, 2.0L, 4cyl	30	27/33	\$1,300	7	
M-6, 2.0L, 4cyl	25	22/29	\$1,550	5	

Crosstrek Hybrid AWD

AV, 2.0L, 4cyl		See page 42.			PHEV SS
----------------	--	--------------	--	--	---------

Forester AWD

AV-S7, 2.5L, 4cyl	29	26/33	\$1,350	6	SS
-------------------	----	-------	---------	---	----

Outback AWD

AV-S8, 2.4L, 4cyl	26	23/30	\$1,500	5	T SS
AV-S8, 2.5L, 4cyl	29	26/33	\$1,350	6	SS

TOYOTA

Highlander AWD

A-S8, 3.5L, 6cyl	23	20/27	\$1,700	5	SS
------------------	----	-------	---------	---	----

RAV4 AWD

A-S8, 2.5L, 4cyl	29	27/33	\$1,350	6	SS
A-S8, 2.5L, 4cyl	28	25/33	\$1,400	6	

RAV4 AWD LE

A-S8, 2.5L, 4cyl	30	27/34	\$1,300	7	SS
------------------	----	-------	---------	---	----

RAV4 AWD TRD OFFROAD

A-S8, 2.5L, 4cyl	27	25/32	\$1,450	6	
------------------	----	-------	---------	---	--

RAV4 Hybrid AWD

AV-S6, 2.5L, 4cyl	40	41/38	\$950	9	HEV SS
-------------------	----	-------	-------	---	--------

VOLKSWAGEN

Atlas Cross Sport 4motion

A-S8, 2.0L, 4cyl	20	18/23	\$1,950	4	T SS
------------------	----	-------	---------	---	------

Tiguan 4motion

A-S8, 2.0L, 4cyl	23	20/27	\$1,700	5	T SS
------------------	----	-------	---------	---	------

Manufacturer Model Configuration (trans, eng size, cyl)	MPG		Annual Fuel Cost	GHG Rating	Notes
	Comb	City/Hwy			

VOLVO

XC40 AWD

A-S8, 2.0L, 4cyl	25	22/30	\$1,950	5	PR T SS
------------------	----	-------	---------	---	---------

XC60 AWD

A-S8, 2.0L, 4cyl	23	20/27	\$2,100	5	PR T S SS
A-S8, 2.0L, 4cyl	23	20/27	\$2,100	5	PR T SS

XC60 AWD PHEV

A-S8, 2.0L, 4cyl		See page 42.			PR PHEV SS
------------------	--	--------------	--	--	------------

STANDARD SPORT UTILITY VEHICLES 2WD

BMW

X5 sDrive40i

A-S8, 3.0L, 6cyl	23	21/26	\$2,100	5	P T SS
------------------	----	-------	---------	---	--------

X6 sDrive40i

A-S8, 3.0L, 6cyl	23	21/26	\$2,100	5	P T SS
------------------	----	-------	---------	---	--------

BUICK

Enclave FWD

A-9, 3.6L, 6cyl	21	18/26	\$1,850	4	SS
-----------------	----	-------	---------	---	----

CADILLAC

Escalade 2WD

A-10, 6.2L, 8cyl	17	14/23	\$2,850	3	PR
------------------	----	-------	---------	---	----

CHEVROLET

Suburban C1500 2WD

A-6, 5.3L, 8cyl	18	15/22	\$2,150	3	
A-6, 5.3L, 8cyl	18	15/22	\$2,150	3	Gas
	13	11/17	\$2,650	3	E85
A-10, 6.2L, 8cyl	17	14/23	\$2,850	3	PR

Tahoe C1500 2WD

A-6, 5.3L, 8cyl	18	15/22	\$2,150	3	
A-6, 5.3L, 8cyl	18	15/22	\$2,150	3	Gas
	13	11/17	\$2,650	3	E85
A-10, 6.2L, 8cyl	17	14/23	\$2,850	3	PR

Traverse FWD

A-9, 3.6L, 6cyl	21	18/27	\$1,850	4	SS
-----------------	----	-------	---------	---	----

DODGE

Durango RWD

A-8, 3.6L, 6cyl	21	19/26	\$1,850	4	SS
A-8, 5.7L, 8cyl	17	14/22	\$2,600	3	Mid

FORD

Expedition 2WD

A-S10, 3.5L, 6cyl	19	17/23	\$2,050	3	T SS
-------------------	----	-------	---------	---	------

Expedition MAX 2WD

A-S10, 3.5L, 6cyl	19	17/23	\$2,050	3	T SS
-------------------	----	-------	---------	---	------

Explorer HEV RWD

A-S10, 3.3L, 6cyl	28	27/29	\$1,400	6	HEV SS
-------------------	----	-------	---------	---	--------

Manufacturer Model Configuration (trans, eng size, cyl)	MPG		Annual Fuel Cost	GHG Rating	Notes
	Comb	City/Hwy			
Explorer RWD					
A-S10, 2.3L, 4cyl	24	21/28	\$1,600	5	T SS

GMC

Acadia FWD

A-9, 2.0L, 4cyl	24	21/28	\$1,600	5	T SS
A-9, 2.5L, 4cyl	23	21/27	\$1,700	5	SS
A-9, 3.6L, 6cyl	22	19/27	\$1,750	4	SS

Yukon C1500 2WD

A-6, 5.3L, 8cyl	18	15/22	\$2,150	3	
A-6, 5.3L, 8cyl	18	15/22	\$2,150	3	Gas
	13	11/17	\$2,650	3	E85
A-10, 6.2L, 8cyl	17	14/23	\$2,850	3	PR

Yukon C1500 XL 2WD

A-6, 5.3L, 8cyl	18	15/22	\$2,150	3	
A-6, 5.3L, 8cyl	18	15/22	\$2,150	3	Gas
	13	11/17	\$2,650	3	E85
A-10, 6.2L, 8cyl	17	14/23	\$2,850	3	PR

HYUNDAI

Palisade FWD

A-S8, 3.8L, 6cyl	22	19/26	\$1,750	4	
------------------	----	-------	---------	---	--

INFINITI

QX80 2WD

A-S7, 5.6L, 8cyl	16	14/20	\$3,000	2	PR
------------------	----	-------	---------	---	----

LINCOLN

Aviator RWD

A-S10, 3.0L, 6cyl	21	18/26	\$1,850	4	T SS
-------------------	----	-------	---------	---	------

Navigator 2WD

A-S10, 3.5L, 6cyl	19	16/22	\$2,050	3	T SS
-------------------	----	-------	---------	---	------

Navigator L 2WD

A-S10, 3.5L, 6cyl	18	16/21	\$2,150	3	T SS
-------------------	----	-------	---------	---	------

NISSAN

Armada 2WD

A-S7, 5.6L, 8cyl	16	14/19	\$2,400	2	
------------------	----	-------	---------	---	--

TOYOTA

4Runner 2WD

A-S5, 4.0L, 6cyl	17	16/19	\$2,300	3	
------------------	----	-------	---------	---	--

Sequoia 2WD

A-S6, 5.7L, 8cyl	15	13/17	\$2,600	2	
------------------	----	-------	---------	---	--

VOLVO

XC90 FWD

A-S8, 2.0L, 4cyl	25	21/30	\$1,950	5	PR T SS
------------------	----	-------	---------	---	---------

Manufacturer Model Configuration (trans, eng size, cyl)	MPG		Annual Fuel Cost	GHG Rating	Notes
	Comb	City/Hwy			
STANDARD SPORT UTILITY VEHICLES 4WD					

AUDI

Q7

A-S8, 3.0L, 6cyl	18	17/21	\$2,700	3	P T MHEV SS
------------------	----	-------	---------	---	-------------

Q8

A-S8, 3.0L, 6cyl	18	17/21	\$2,700	3	P T MHEV SS
------------------	----	-------	---------	---	-------------

BENTLEY

Bentayga

A-S8, 4.0L, 8cyl	17	14/23	\$2,850	3	P T SS
A-S8, 6.0L, 12cyl	14	12/17	\$3,450	1	P T SS

BMW

X5 M50i

A-S8, 4.4L, 8cyl	18	16/22	\$2,700	3	P T SS
------------------	----	-------	---------	---	--------

X5 xDrive40i

A-S8, 3.0L, 6cyl	22	20/26	\$2,200	4	P T SS
------------------	----	-------	---------	---	--------

X5 xDrive50i

A-S8, 4.4L, 8cyl	18	16/22	\$2,700	3	P T SS
------------------	----	-------	---------	---	--------

X6 M50i

A-S8, 4.4L, 8cyl	18	16/22	\$2,700	3	P T SS
------------------	----	-------	---------	---	--------

X6 xDrive40i

A-S8, 3.0L, 6cyl	22	20/26	\$2,200	4	P T SS
------------------	----	-------	---------	---	--------

X7 M50i

A-S8, 4.4L, 8cyl	17	15/21	\$2,850	3	P T SS
------------------	----	-------	---------	---	--------

X7 xDrive40i

A-S8, 3.0L, 6cyl	22	20/25	\$2,200	4	P T SS
------------------	----	-------	---------	---	--------

X7 xDrive50i

A-S8, 4.4L, 8cyl	17	15/21	\$2,850	3	P T SS
------------------	----	-------	---------	---	--------

BUICK

Enclave AWD

A-9, 3.6L, 6cyl	20	17/25	\$1,950	4	SS
-----------------	----	-------	---------	---	----

CADILLAC

Escalade 4WD

A-10, 6.2L, 8cyl	17	14/21	\$2,850	3	PR
------------------	----	-------	---------	---	----

CHEVROLET

Suburban K1500 4WD

A-6, 5.3L, 8cyl	16	14/21	\$2,400	2	
A-6, 5.3L, 8cyl	16	14/21	\$2,400	2	Gas
	12	11/15	\$2,900	3	E85
A-10, 6.2L, 8cyl	16	14/20	\$3,000	2	PR

Tahoe K1500 4WD

A-6, 5.3L, 8cyl	17	15/21	\$2,300	3	
A-6, 5.3L, 8cyl	17	15/21	\$2,300	3	Gas
	13	11/16	\$2,650	3	E85
A-10, 6.2L, 8cyl	17	14/22	\$2,850	3	PR

Manufacturer Model Configuration (trans, eng size, cyl)	MPG		Annual Fuel Cost	GHG Rating	Notes
	Comb	City/Hwy			

Traverse AWD

A-9, 3.6L, 6cyl	20	17/25	\$1,950	4	SS
-----------------	----	-------	---------	---	----

DODGE

Durango AWD

A-8, 3.6L, 6cyl	21	18/25	\$1,850	4	SS
A-8, 5.7L, 8cyl	17	14/22	\$2,600	3	Mid

Durango SRT AWD

A-8, 6.4L, 8cyl	15	13/19	\$3,200	2	P
-----------------	----	-------	---------	---	---

FORD

Expedition 4WD

A-S10, 3.5L, 6cyl	19	17/22	\$2,050	3	T PT4 SS
-------------------	----	-------	---------	---	----------

Expedition MAX 4WD

A-S10, 3.5L, 6cyl	18	16/21	\$2,150	3	T PT4 SS
-------------------	----	-------	---------	---	----------

Explorer AWD

A-S10, 2.3L, 4cyl	23	20/27	\$1,700	5	T PT4 SS
A-S10, 3.0L, 6cyl	20	18/24	\$1,950	4	T PT4 SS

Explorer FFV AWD

A-S10, 3.3L, 6cyl	19	16/23	\$2,050	3	Gas
	13	11/15	\$2,650	3	E85

Explorer HEV AWD

A-S10, 3.3L, 6cyl	25	23/26	\$1,550	5	PT4 HEV SS
-------------------	----	-------	---------	---	------------

GMC

Acadia AWD

A-9, 2.0L, 4cyl	23	21/27	\$1,700	5	T SS
A-9, 3.6L, 6cyl	21	18/25	\$1,850	4	SS

Yukon K1500 4WD

A-6, 5.3L, 8cyl	17	15/21	\$2,300	3	
A-6, 5.3L, 8cyl	17	15/21	\$2,300	3	Gas
	13	11/16	\$2,650	3	E85
A-10, 6.2L, 8cyl	17	14/22	\$2,850	3	PR

Yukon K1500 XL 4WD

A-6, 5.3L, 8cyl	16	14/21	\$2,400	2	
A-6, 5.3L, 8cyl	16	14/21	\$2,400	2	Gas
	12	11/15	\$2,900	3	E85
A-10, 6.2L, 8cyl	16	14/20	\$3,000	2	PR

HYUNDAI

Palisade AWD

A-S8, 3.8L, 6cyl	21	19/24	\$1,850	4	
------------------	----	-------	---------	---	--

INFINITI

QX80 4WD

A-S7, 5.6L, 8cyl	15	13/19	\$3,200	2	PR
------------------	----	-------	---------	---	----

JEEP

Grand Cherokee 2WD

A-8, 3.6L, 6cyl	21	19/26	\$1,850	4	SS
-----------------	----	-------	---------	---	----

Manufacturer Model Configuration (trans, eng size, cyl)	MPG		Annual Fuel Cost	GHG Rating	Notes
	Comb	City/Hwy			

Grand Cherokee 4WD

A-8, 3.6L, 6cyl	21	18/25	\$1,850	4	SS
A-8, 5.7L, 8cyl	17	14/22	\$2,600	3	Mid

Grand Cherokee SRT 4WD

A-8, 6.4L, 8cyl	15	13/19	\$3,200	2	P
-----------------	----	-------	---------	---	---

Grand Cherokee Trackhawk 4WD

A-8, 6.2L, 8cyl	13	11/17	\$3,700	1	P S
-----------------	----	-------	---------	---	-----

LAMBORGHINI

Urus

A-S8, 4.0L, 8cyl	14	12/17	\$3,450	1	P T SS
------------------	----	-------	---------	---	--------

LAND ROVER

Discovery

A-S8, 3.0L, 6cyl	23	21/26	\$2,000	4	D T SS
A-S8, 3.0L, 6cyl	18	16/21	\$2,700	3	P S SS

Range Rover

A-S8, 3.0L, 6cyl	24	22/28	\$1,900	4	D T SS
A-S8, 5.0L, 8cyl	18	16/21	\$2,700	3	P S SS

Range Rover LWB

A-S8, 5.0L, 8cyl	18	16/21	\$2,700	3	P S SS
------------------	----	-------	---------	---	--------

Range Rover LWB SVA

A-S8, 5.0L, 8cyl	15	13/19	\$3,200	2	P S SS
------------------	----	-------	---------	---	--------

Range Rover MHEV

A-S8, 3.0L, 6cyl	21	19/25	\$2,300	4	P T MHEV SS
------------------	----	-------	---------	---	-------------

Range Rover PHEV

A-S8, 2.0L, 4cyl	See page 42.				P T PHEV SS
------------------	--------------	--	--	--	-------------

Range Rover Sport

A-S8, 3.0L, 6cyl	24	22/28	\$1,900	4	D T SS
A-S8, 5.0L, 8cyl	19	17/22	\$2,550	3	P S SS

Range Rover Sport MHEV

A-S8, 3.0L, 6cyl	21	19/25	\$2,300	4	P T MHEV SS
------------------	----	-------	---------	---	-------------

Range Rover Sport PHEV

A-S8, 2.0L, 4cyl	See page 42.				P T PHEV SS
------------------	--------------	--	--	--	-------------

Range Rover Sport SVR

A-S8, 5.0L, 8cyl	16	15/20	\$3,000	2	P S SS
------------------	----	-------	---------	---	--------

Range Rover SVA

A-S8, 5.0L, 8cyl	16	14/19	\$3,000	2	P S SS
------------------	----	-------	---------	---	--------

LEXUS

GX 460

A-S6, 4.6L, 8cyl	16	15/19	\$3,000	2	PR
------------------	----	-------	---------	---	----

LX 570

A-S8, 5.7L, 8cyl	14	12/16	\$3,450	1	PR
------------------	----	-------	---------	---	----

RX 450h AWD

▶ AV-S6, 3.5L, 6cyl	30	31/28	\$1,600	7	PR HEV SS
---------------------	----	-------	---------	---	-----------

RX 450h L AWD

AV-S6, 3.5L, 6cyl	29	29/28	\$1,650	6	PR HEV SS
-------------------	----	-------	---------	---	-----------

Manufacturer Model Configuration (trans, eng size, cyl)	MPG		Annual Fuel Cost	GHG Rating	Notes
	Comb	City/Hwy			

LINCOLN

Aviator AWD

A-S10, 3.0L, 6cyl	20	17/24	\$1,950	4	T PT4 SS
-------------------	----	-------	---------	---	----------

Aviator PHEV AWD

A-S10, 3.0L, 6cyl	See page 42.				T PT4 PHEV SS
-------------------	--------------	--	--	--	---------------

Navigator 4WD

A-S10, 3.5L, 6cyl	18	16/21	\$2,150	3	T PT4 SS
-------------------	----	-------	---------	---	----------

MASERATI

Levante

A-8, 3.0L, 6cyl	17	15/21	\$2,850	3	P R T SS
-----------------	----	-------	---------	---	----------

Levante GTS

A-8, 3.8L, 8cyl	15	14/18	\$3,200	2	P R T SS
-----------------	----	-------	---------	---	----------

Levante S

A-8, 3.0L, 6cyl	17	15/21	\$2,850	3	P R T SS
-----------------	----	-------	---------	---	----------

Levante Trofeo

A-8, 3.8L, 8cyl	15	14/18	\$3,200	2	P R T SS
-----------------	----	-------	---------	---	----------

MERCEDES-BENZ

AMG G63

A-9, 4.0L, 8cyl	14	13/15	\$3,450	1	P R T SS
-----------------	----	-------	---------	---	----------

G550

A-9, 4.0L, 8cyl	14	13/17	\$3,450	1	P R T SS
-----------------	----	-------	---------	---	----------

GLE450 4matic

A-9, 3.0L, 6cyl	21	19/24	\$2,300	4	P R T MHEV SS
-----------------	----	-------	---------	---	---------------

GLE580 4matic

A-9, 4.0L, 8cyl	19	17/21	\$2,550	3	P R T MHEV SS
-----------------	----	-------	---------	---	---------------

GLS450 4matic

A-9, 3.0L, 6cyl	21	19/23	\$2,300	4	P R T MHEV SS
-----------------	----	-------	---------	---	---------------

GLS580 4matic

A-9, 4.0L, 8cyl	18	16/21	\$2,700	3	P R T MHEV SS
-----------------	----	-------	---------	---	---------------

NISSAN

Armada 4WD

A-S7, 5.6L, 8cyl	15	13/18	\$2,600	2	
------------------	----	-------	---------	---	--

PORSCHE

Cayenne

A-S8, 3.0L, 6cyl	20	19/23	\$2,400	4	P T SS
------------------	----	-------	---------	---	--------

Cayenne S

A-S8, 2.9L, 6cyl	20	18/22	\$2,400	4	P T SS
------------------	----	-------	---------	---	--------

Cayenne Turbo

A-S8, 4.0L, 8cyl	17	15/19	\$2,850	3	P R T SS
------------------	----	-------	---------	---	----------

SUBARU

Ascent

AV-S8, 2.4L, 4cyl	23	21/27	\$1,700	5	T
-------------------	----	-------	---------	---	---

Ascent Limited/Touring

AV-S8, 2.4L, 4cyl	22	20/26	\$1,750	4	T
-------------------	----	-------	---------	---	---

Manufacturer Model Configuration (trans, eng size, cyl)	MPG		Annual Fuel Cost	GHG Rating	Notes
	Comb	City/Hwy			

TESLA

Model X Long Range

A-1	96	99/93	\$700	10	EV
-----	----	-------	-------	----	----

Model X Performance (20in Wheels)

A-1	90	90/89	\$750	10	EV
-----	----	-------	-------	----	----

Model X Performance (22in Wheels)

A-1	79	80/77	\$850	10	EV
-----	----	-------	-------	----	----

Model X Standard Range

A-1	101	105/98	\$650	10	EV
-----	-----	--------	-------	----	----

TOYOTA

4Runner 4WD

A-S5, 4.0L, 6cyl	17	16/19	\$2,300	3	PT4
------------------	----	-------	---------	---	-----

A-S5, 4.0L, 6cyl	17	16/19	\$2,300	3	
------------------	----	-------	---------	---	--

Land Cruiser Wagon 4WD

A-S8, 5.7L, 8cyl	14	13/17	\$2,750	1	
------------------	----	-------	---------	---	--

Sequoia 4WD

A-S6, 5.7L, 8cyl	14	13/17	\$2,750	1	PT4
------------------	----	-------	---------	---	-----

VOLVO

XC90 AWD

A-S8, 2.0L, 4cyl	23	20/27	\$2,100	5	P R T SS
------------------	----	-------	---------	---	----------

A-S8, 2.0L, 4cyl	21	18/26	\$2,300	4	P R T S SS
------------------	----	-------	---------	---	------------

XC90 AWD PHEV

A-S8, 2.0L, 4cyl	See page 42.				P R PHEV SS
------------------	--------------	--	--	--	-------------

DIESEL VEHICLES

Diesel-powered vehicles are typically more fuel efficient than comparable vehicles powered by gasoline. Diesel engines are inherently more energy-efficient, and diesel fuel contains roughly 10%–15% more energy per gallon than gasoline. In addition, new advances

in diesel engine technology have improved performance, reduced engine noise and fuel odor, and decreased emissions of harmful air pollutants. Ultra-low sulfur diesel fuels also help reduce emissions from these vehicles.



Manufacturer Model Configuration (trans, eng size, cyl)	MPG		Annual Fuel Cost	GHG Rating	Notes
	Comb	City/Hwy			

MIDSIZE CARS

MAZDA

MAZDA6

A-S6, 2.2L, 4cyl	NA	NA	NA	NA	D
------------------	----	----	----	----	---

SMALL PICKUP TRUCKS 2WD

CHEVROLET

Colorado 2WD

A-6, 2.8L, 4cyl	23	20/30	\$2,000	4	D T SS
-----------------	----	-------	---------	---	--------

GMC

Canyon 2WD

A-6, 2.8L, 4cyl	23	20/30	\$2,000	4	D T SS
-----------------	----	-------	---------	---	--------

SMALL PICKUP TRUCKS 4WD

CHEVROLET

Colorado 4WD

A-6, 2.8L, 4cyl	22	19/28	\$2,100	4	D T SS
-----------------	----	-------	---------	---	--------

Colorado ZR2 4WD

A-6, 2.8L, 4cyl	19	18/22	\$2,450	3	D T SS
-----------------	----	-------	---------	---	--------

GMC

Canyon 4WD

A-6, 2.8L, 4cyl	22	19/28	\$2,100	4	D T SS
-----------------	----	-------	---------	---	--------

STANDARD PICKUP TRUCKS 2WD

CHEVROLET

Silverado 2WD

A-10, 3.0L, 6cyl	27	23/33	\$1,700	5	D T SS
------------------	----	-------	---------	---	--------

FORD

F-150

A-S10, 3.0L, 10cyl	NA	NA	NA	NA	D
--------------------	----	----	----	----	---

GMC

Sierra 2WD

A-10, 3.0L, 6cyl	26	23/30	\$1,800	5	D T SS
------------------	----	-------	---------	---	--------

RAM

1500 2WD

A-8, 3.0L, 6cyl	26	22/32	\$1,800	5	D T
-----------------	----	-------	---------	---	-----

STANDARD PICKUP TRUCKS 4WD

CHEVROLET

Silverado 4WD

A-10, 3.0L, 6cyl	25	23/29	\$1,850	4	D T SS
------------------	----	-------	---------	---	--------

FORD

F-150

A-S10, 3.0L, 10cyl	NA	NA	NA	NA	D
--------------------	----	----	----	----	---

GMC

Sierra 4WD

A-10, 3.0L, 6cyl	24	22/26	\$1,900	4	D T SS
------------------	----	-------	---------	---	--------

Sierra 4WD AT4

A-10, 3.0L, 6cyl	24	22/26	\$1,900	4	D T SS
------------------	----	-------	---------	---	--------

RAM

1500 4WD

A-8, 3.0L, 6cyl	24	21/29	\$1,900	4	D T
-----------------	----	-------	---------	---	-----

Manufacturer Model Configuration (trans, eng size, cyl)	MPG		Annual Fuel Cost	GHG Rating	Notes
	Comb	City/Hwy			

SMALL SPORT UTILITY VEHICLES 4WD

JEEP

Wrangler Unlimited 4WD

A-8, 3.0L, 6cyl	25	22/29	\$1,850	4	D T SS
-----------------	----	-------	---------	---	--------

STANDARD SPORT UTILITY VEHICLES 2WD

MAZDA

CX-5

A-S6, 2.2L, 4cyl	NA	NA	NA	NA	D
------------------	----	----	----	----	---

STANDARD SPORT UTILITY VEHICLES 4WD

LAND ROVER

Discovery

A-S8, 3.0L, 6cyl	23	21/26	\$2,000	4	D T SS
------------------	----	-------	---------	---	--------

Range Rover

A-S8, 3.0L, 6cyl	24	22/28	\$1,900	4	D T SS
------------------	----	-------	---------	---	--------

Range Rover Sport

A-S8, 3.0L, 6cyl	24	22/28	\$1,900	4	D T SS
------------------	----	-------	---------	---	--------

MAZDA

CX-5

A-S6, 2.2L, 4cyl	NA	NA	NA	NA	D
------------------	----	----	----	----	---

ALL-ELECTRIC VEHICLES

All-electric vehicles (EVs) are propelled by one or more electric motors powered by a rechargeable battery. EVs are energyefficient and emit no tailpipe pollutants, although the power plant producing the electricity may emit pollution.

Electric motors have several performance benefits. They are quiet, have instant torque for quick acceleration, enable regenerative braking, and require less maintenance than internal combustion engines.

Current EVs typically have a shorter driving range than comparable gasoline or hybrid vehicles, and their range is more sensitive to driving style, driving conditions, and accessory use. Fully recharging the battery can take several hours—though a “fast charge” to 80% capacity may take as little as 30 minutes. Charging options outside

the home are expanding. More than 800 employers offer charging at work, and nearly 22,000 public charging stations are available. EVs are typically more expensive than comparable conventional vehicles and hybrids due to the cost of the large battery. However, as manufacturers continue to improve the driving range and reduce the cost of these vehicles, they are becoming more practical and affordable for a wider range of consumers.

A federal income tax credit of up to \$7,500 is currently available to consumers purchasing a qualifying EV. (Note that the federal tax credit begins to phase out after the manufacturer has sold more than 200,000 qualifying vehicles.) State and/or local incentives may also apply. For additional information on EVs, including tax incentives and phase-out dates, visit fuelconomy.gov.



Model	Motor	Battery Type	Fuel Economy (comb/city/hwy)		Driving Range* (miles)	Charge Time (hrs @ 240)	Annual Fuel Cost	GHG Rating
			MPGe	kWh/100 mi				
SUBCOMPACT CARS								
BMW								
i3 BEV (120 Ah) ^S	125 kW AC Synchronous	Li-Ion	NA	NA	NA	NA	NA	NA
i3 S BEV (120 Ah) ^S	135 kW AC Synchronous	Li-Ion	NA	NA	NA	NA	NA	NA
MINI								
Cooper S E Hardtop ^S	135 kW AC Synchronous	Li-Ion	NA	NA	NA	NA	NA	NA
COMPACT CARS								
VOLKSWAGEN								
e-Golf	100 kW AC PMSM	Li-Ion	113/122/104	30/28/32	123	5.3	\$600	10
MIDSIZE CARS								
HONDA								
Clarity ^S	135 kW AC PMSM	311V Li-Ion	NA	NA	NA	NA	NA	NA
HYUNDAI								
Ioniq Electric	100 kW AC PMSM	Li-Ion	133/145/121	25/23/28	170	5.8	\$500	10
NISSAN								
LEAF	160 kW DCPM	Li-Ion	NA	NA	NA	NA	NA	NA
LEAF SV/SL	160 kW DCPM	Li-Ion	NA	NA	NA	NA	NA	NA
TESLA								
Model 3 Long Range	211 kW AC 3-Phase	Li-Ion	130/136/123	26/25/27	330	8.5/10†	\$500	10
Model 3 Long Range AWD	147 and 188 kW AC 3-Phase	Li-Ion	121/124/116	28/27/29	322	8.5/10†	\$550	10
Model 3 Long Range Performance AWD (18in)	147 and 188 kW AC 3-Phase	Li-Ion	121/124/116	28/27/29	322	8.5/10†	\$550	10
Model 3 Long Range Performance AWD (19in)	147 and 188 kW AC 3-Phase	Li-Ion	116/119/112	29/28/30	304	8.5/10†	\$550	10
Model 3 Long Range Performance AWD (20in)	147 and 188 kW AC 3-Phase	Li-Ion	113/118/107	30/29/31	299	8.5/10†	\$600	10
Model 3 Mid Range	211 kW AC 3-Phase	Li-Ion	123/128/117	27/26/29	264	8.5/10†	\$550	10
Model 3 Standard Range	211 kW AC 3-Phase	Li-Ion	131/138/124	26/24/27	220	8.5	\$500	10
Model 3 Standard Range Plus	211 kW AC 3-Phase	Li-Ion	141/148/132	24/23/26	250	8.5	\$450	10
LARGE CARS								
PORSCHE								
Taycan Turbo	170 kW ACPM	Li-Ion	69/68/71	49/50/47	201	10	\$950	10
Taycan Turbo S	120 and 170 kW ACPM	Li-Ion	68/67/68	50/50/49	192	10.5	\$950	10
TESLA								
Model S Long Range	193 and 205 kW AC 3-Phase	Li-Ion	111/115/107	30/29/31	373	8/12‡	\$600	10
Model S Performance (19in Wheels)	193 and 205 kW AC 3-Phase	Li-Ion	104/104/104	32/32/33	348	8/12‡	\$650	10
Model S Performance (21in Wheels)	193 and 205 kW AC 3-Phase	Li-Ion	97/98/96	35/34/35	326	8/12‡	\$700	10
Model S Standard Range	193 and 205 kW AC 3-Phase	Li-Ion	109/113/105	31/30/32	287	6.2/9.2‡	\$600	10
SMALL STATION WAGONS								
CHEVROLET								
Bolt EV	150 kW ACPM	Li-Ion	118/127/108	29/26/31	259	10	\$550	10
KIA								
Niro Electric ^S	150 kW IPMSM	Li-Ion	NA	NA	239	NA	NA	NA
Soul Electric	201 kW AC PMSM	Li-Ion	114/127/101	30/27/33	243	9.5	\$600	10
SMALL SPORT UTILITY VEHICLES 2WD								
BYD								
e6	75 kW DCPM	Li-Ion	72/73/71	47/46/47	187	5	\$900	10
HYUNDAI								
Kona Electric	150 kW AC PMSM	Li-Ion	120/132/108	27/25/31	258	9	\$550	10

Model	Motor	Battery Type	Fuel Economy (comb/city/hwy)		Driving Range* (miles)	Charge Time (hrs @ 240)	Annual Fuel Cost	GHG Rating
			MPGe	kWh/100 mi				
SMALL SPORT UTILITY VEHICLES 4WD								
JAGUAR								
I-Pace	147 and 147 kW AC 3-Phase	Li-Ion	76/80/72	44/42/47	234	13	\$850	10
STANDARD SPORT UTILITY VEHICLES 2WD								
TESLA								
Model Y RWD Long Range RWD	211 kW 3 Phase AC	Li-Ion	NA	NA	NA	NA	NA	NA
Model Y RWD Standard Range RWD	211 kW 3 Phase AC	Li-Ion	NA	NA	NA	NA	NA	NA
STANDARD SPORT UTILITY VEHICLES 4WD								
AUDI								
Audi e-tron		Li-Ion	NA	NA	NA	NA	NA	NA
TESLA								
Model X Long Range	193 and 205 kW AC 3-Phase	Li-Ion	96/99/93	35/34/36	328	8/12‡	\$700	10
Model X Performance (20in Wheels)	205 and 375 kW AC 3-Phase	Li-Ion	90/90/89	38/37/38	305	8/12‡	\$750	10
Model X Performance (22in Wheels)	205 and 375 kW AC 3-Phase	Li-Ion	79/80/77	43/42/44	272	8/12‡	\$850	10
Model X Standard Range	193 and 205 kW AC 3-Phase	Li-Ion	101/105/98	33/32/35	258	6.2/9.2‡	\$650	10
Model Y AWD Long Range AWD	147 kW / 188 kW 3 Phase AC	Li-Ion	NA	NA	NA	NA	NA	NA
Model Y AWD Long Range AWD Performance	147 kW / 211 kW 3 Phase AC	Li-Ion	NA	NA	NA	NA	NA	NA

NOTES AND ABBREVIATIONS:

*..... Range for combined city/highway driving (55% city and 45% highway)	ACPM..... Alternating current permanent magnet
†..... First value is time required with the 48A high power charger option; second value is with standard charger.	DCPM..... Direct current permanent magnet motor
‡..... First value is time required with the 72A high power charger option; second value is with standard charger.	IPMSM..... Interior permanent magnet synchronous motor
§..... Available nationwide	Li-Ion..... Lithium Ion
AC..... Alternating current	MPGe..... Miles per Gallon Equivalent
AC Induction..... Alternating current Induction Motor	NA..... Not available
	PMSM..... Permanent magnet synchronous motor

FUEL CELL VEHICLES

Though not yet available for the mass market, a limited number of fuel cell vehicles (FCVs) are available for lease and sale in select regions of the country, mostly in California. FCVs are propelled by electric motors powered by fuel cells, which produce electricity from the chemical energy of hydrogen. Fuel cell technology is more efficient than internal combustion engines and environmentally cleaner—the only by-product

of a hydrogen fuel cell vehicle is water. However, several challenges must be overcome before FCVs are mass-marketed and sold across the country. For more information about FCVs, visit fuelconomy.gov and the Fuel Cell Technologies Program website at www.energy.gov/eere/fuelcells/fuel-cell-technologies-office/.

Model	Fuel Cell Type	Motor	Battery Type & Rating	Fuel Type	Fuel Economy Comb/City/Hwy	Driving Range (miles)
SUBCOMPACT CARS						
TOYOTA						
Mirai†	PEM	113 kW AC Synchronous	245V Ni-MH	Hydrogen	NA NA	NA
MIDSIZE CARS						
HONDA						
Clarity Fuel Cell*	PEM	130 kW AC PMSM	346V Li-Ion	Hydrogen	NA NA	NA
SMALL SPORT UTILITY VEHICLES 2WD						
HYUNDAI						
Nexo*	PEM	120 kW IPMSM	240V Li-Ion	Hydrogen	MPGe 57 / 59 / 54 MPK 56 / 58 / 53	354
Nexo Blue*	PEM	120 kW IPMSM	240V Li-Ion	Hydrogen	MPGe 61 / 65 / 58 MPK 60 / 64 / 56	380

NOTES AND ABBREVIATIONS:

*.....California only

†.....Available in California and Hawaii

AC.....Alternating current induction motor

IPMSM.....Interior permanent magnet synchronous motor

Li-Ion.....Lithium Ion

MPGe.....Miles per gallon gasoline equivalent

MPK.....Miles per kilogram

Ni-MH.....Nickel-metal hydride

PEM.....Proton exchange membrane

PMSM.....Permanent magnet synchronous motor

PLUG-IN HYBRID ELECTRIC VEHICLES

Plug-in hybrid electric vehicles (PHEVs) are hybrids that can be charged by plugging them into an electrical outlet or charging station. Plug-in hybrids can store enough electricity from the power grid to significantly reduce their gasoline consumption under typical driving conditions.

There are two basic plug-in hybrid configurations:

- **Series PHEVs, also called Extended Range Electric Vehicles (EREVs).** The electric motor on these vehicles is the only power source that turns the wheels; the gasoline engine only generates electricity. Series PHEVs can run solely on electricity until the battery needs to be recharged. The gasoline engine will then generate the electricity needed to power the electric motor. For short trips, these vehicles may not use any gasoline.
- **Parallel or Blended PHEVs.** Both the engine and electric motor are mechanically connected to the wheels, and both may propel the vehicle. The vehicle may operate using both electricity and gasoline at the same time, using electricity only, or using gasoline only.

Plug-in hybrids also have different battery capacities, allowing some to travel farther on electricity than others. PHEV fuel economy, like that of EVs and regular hybrids, can be sensitive to driving style, driving conditions, and accessory use. When operating in pure electric mode, PHEVs emit no tailpipe pollutants, although the power plant producing the electricity may emit pollution.

Charging a PHEV's battery typically takes several hours. They can be charged at home or at an increasing number of workplaces or public locations. However, PHEVs don't have to be plugged in to be driven. They can be fueled solely with gasoline, like a conventional hybrid, but they will not achieve maximum range or fuel economy without charging.

Plug-in hybrids use less gasoline and cost less to fuel than conventional hybrids, but they are more expensive to purchase.

A federal income tax credit of up to \$7,500 is currently available to consumers purchasing a qualifying plug-in hybrid. (Note that the federal tax credit begins to phase out after the manufacturer has sold more than 200,000 qualifying vehicles.) State and/or local incentives may also apply. For additional information on PHEVs, including tax incentives and phase-out dates, visit fuelconomy.gov.



Manufacturer Model
Trans, Eng Size, Cyl
Elec. Motor

Fuel

Fuel Economy
Combined MPGe

Comb / City / Hwy MPG

Range
(miles)

Total
Range*
(miles)

Charge
Time
(hrs @
240 V)

Annual
Fuel
Cost

GHG
Rating

TWO-SEATER CARS

BMW

i8 Roadster

A-6, 1.5L, 3cyl, 96kW AC Induction	Electricity + Gasoline	69 MPGe ([49kWh + 0 gal]/100 mi)†	18	320	3	\$1,450	10
	Premium Gasoline	27 / 26 / 29	303				

SUBCOMPACT CARS

BMW

i3 REX (120 Ah)[§]

A1, 0.6L, 2cyl, 125 kW AC Synchronous	NA	NA	NA	NA	NA	NA	NA
	NA	NA	NA				

i3 S REX (120 Ah)[§]

A1, 0.6L, 2cyl, 135 kW AC Synchronous	NA	NA	NA	NA	NA	NA	NA
	NA	NA	NA				

i8 Coupe

A-6, 1.5L, 3cyl, 96kW AC Induction	Electricity + Gasoline	69 MPGe ([49kWh + 0 gal]/100 mi)†	18	320	3	\$1,450	10
	Premium Gasoline	27 / 26 / 29	303				

KARMA

Revero GT (21-inch wheels)

A-1, 1.5L, 3cyl, 175 and 175 kw DCPM	Electricity	70 MPGe (48kWh/100 mi)	61	330	6.2	\$1,100	10
	Premium Gasoline	26 / 27 / 25	266				

COMPACT CARS

BMW

530e

A-S8, 2.0L, 4cyl, 83kW DCPM	Electricity + Gasoline	69 MPGe ([47kWh + 0 gal]/100 mi)†	21	350	3	\$1,350	10
	Premium Gasoline	27 / 25 / 31	331				

530e xDrive

A-S8, 2.0L, 4cyl, 83kW DCPM	Electricity + Gasoline	65 MPGe ([52kWh + 0 gal]/100 mi)†	19	330	3	\$1,500	10
	Premium Gasoline	25 / 23 / 29	311				

VOLVO

S60 AWD PHEV

A-S8, 2.0L, 4cyl, 34 and 65kW 3-phase Sync.	Electricity + Gasoline	69 MPGe ([47kWh + 0 gal]/100 mi)†	22	510	3	\$1,250	10
	Premium Gasoline	30 / 28 / 33	485				

MIDSIZE CARS

FORD

Fusion Energi Plug-in Hybrid

AV, 2.0L, 4cyl, 68 kW DCPM	Electricity + Gasoline	103 MPGe ([33kWh + 0 gal]/100 mi)†	26	610	2	\$750	10
	Gasoline	42 / 43 / 40	584				

Manufacturer Model Trans, Eng Size, Cyl Elec. Motor	Fuel	Fuel Economy Combined MPGe	Range (miles)	Total Range* (miles)	Charge Time (hrs @ 240 V)	Annual Fuel Cost	GHG Rating
		Comb / City / Hwy MPG					
Fusion Special Service PHEV							
AV, 2.0L, 4cyl, 68 kW DCPM	Electricity + Gasoline Gasoline	102 MPGe ([33kWh + 0 gal]/100 mi)† 42 / 43 / 40	26 582	610	2	\$750	10
HONDA							
Clarity Plug In Hybrid^S							
4cyl, 135 kW AC PMSM	NA NA	NA NA	NA NA	NA	NA	NA	NA
HYUNDAI							
Ioniq Plug-in Hybrid							
AM-6, 1.6L, 4cyl, 32kW IPMSM	Electricity + Gasoline Gasoline	119 MPGe ([28kWh + 0 gal]/100 mi)† 52 / 53 / 52	29 597	630	2.3	\$650	10
KIA							
Optima Plug-in Hybrid							
AM-6, 2.0L, 4cyl, 50kW IPMSM	Electricity + Gasoline Gasoline	101 MPGe ([33kWh + 0 gal]/100 mi)† 41 / 39 / 44	28 598	630	2.7	\$800	10
MINI							
Cooper SE Countryman All4							
A-S6, 1.5L, 3cyl, 65 kW AC Induction	Electricity + Gasoline Premium Gasoline	73 MPGe ([46kWh + 0 gal]/100 mi)† 29 / 29 / 30	18 280	300	2	\$1,300	10
TOYOTA							
Prius Prime							
AV, 1.8L, 4cyl, 16 and 37 kW AC Induction	Electricity + Gasoline Gasoline	133 MPGe ([25kWh + 0 gal]/100 mi)† 54 / 55 / 53	25 618	640	2	\$600	10
VOLVO							
S90 AWD PHEV							
A-S8, 2.0L, 4cyl, 34 and 65kW 3-phase Sync.	Electricity + Gasoline Premium Gasoline	60 MPGe ([50kWh + 0 gal]/100 mi)† 30 / 28 / 31	21 473	490	3	\$1,350	10
LARGE CARS							
AUDI							
A8L PHEV							
S8, 3.0L, 6cyl,	NA NA	NA NA	NA NA	NA	NA	NA	NA
BMW							
745e xDrive							
A-S8, 3.0L, 6cyl, 83 kW AC Induction	Electricity + Gasoline Premium Gasoline	56 MPGe ([61kWh + 0 gal]/100 mi)† 22 / 19 / 26	16 270	290	4	\$1,800	8
PORSCHE							
Panamera 4 e-Hybrid							
AM-S8, 2.9L, 6cyl, 70 kW DC Brushless	Electricity Premium Gasoline	51 MPGe (65kWh/100 mi) 23 / 21 / 24	14 477	490	3	\$1,850	8
Panamera 4 e-Hybrid Executive							
AM-S8, 2.9L, 6cyl, 70 kW DC Brushless	Electricity Premium Gasoline	51 MPGe (65kWh/100 mi) 23 / 21 / 24	14 477	490	3	\$1,850	8
Panamera 4 e-Hybrid ST							
AM-S8, 2.9L, 6cyl, 70 kW DC Brushless	Electricity Premium Gasoline	51 MPGe (65kWh/100 mi) 23 / 21 / 24	14 477	490	3	\$1,850	8
Panamera Turbo S e-Hybrid							
AM-S8, 4.0L, 8cyl, 70 kW DC Brushless	Electricity Premium Gasoline	48 MPGe (66kWh/100 mi) 20 / 19 / 22	14 432	450	3	\$2,000	7
Panamera Turbo S e-Hybrid Executive							
AM-S8, 4.0L, 8cyl, 70 kW DC Brushless	Electricity Premium Gasoline	48 MPGe (66kWh/100 mi) 20 / 19 / 22	14 432	450	3	\$2,000	7

Manufacturer Model Trans, Eng Size, Cyl Elec. Motor	Fuel	Fuel Economy Combined MPGe	Range (miles)	Total Range* (miles)	Charge Time (hrs @ 240 V)	Annual Fuel Cost	GHG Rating
		Comb / City / Hwy MPG					

Panamera Turbo S e-Hybrid ST

AM-S8, 4.0L, 8cyl, 70 kW DC Brushless	Electricity	48 MPGe (66kWh/100 mi)	14	450	3	\$2,000	7
	Premium Gasoline	20 / 19 / 22	432				

SMALL STATION WAGONS

KIA

Niro Plug-in Hybrid

AM-6, 1.6L, 4cyl	Electricity + Gasoline	105 MPGe ([32kWh + 0 gal]/100 mi)†	26	560	2.2	\$700	10
	Gasoline	46 / 48 / 44	530				

VOLVO

V60 AWD PHEV

A-S8, 2.0L, 4cyl, 34 and 65kW 3-phase Sync.	Electricity + Gasoline	69 MPGe ([47kWh + 0 gal]/100 mi)†	22	510	3	\$1,250	10
	Premium Gasoline	30 / 28 / 33	485				

MINIVANS 2WD

CHRYSLER

Pacifica Hybrid

AV, 3.6L, 6cyl, 89 kW AC Induction	Electricity + Gasoline	82 MPGe ([41kWh + 0 gal]/100 mi)†	32	520	2	\$1,000	10
	Gasoline	30 / 29 / 30	487				

SMALL SPORT UTILITY VEHICLES 2WD

FORD

Escape FWD PHEV[‡]

AV, 2.5L, 4cyl,	NA	NA	NA	NA	NA	NA	NA
	NA	NA	NA	NA	NA	NA	NA

SMALL SPORT UTILITY VEHICLES 4WD

AUDI

Q5 e-tron

S8, 2.0L, 4cyl,	NA	NA	NA	NA	NA	NA	NA
	NA	NA	NA	NA	NA	NA	NA

BMW

X3 xDrive30e[§]

A-8, cyl,	NA	NA	NA	NA	NA	NA	NA
	NA	NA	NA	NA	NA	NA	NA

MITSUBISHI

Outlander PHEV

A-1, 2.0L, 4cyl, 60 kW DCPM	Electricity + Gasoline	74 MPGe ([45kWh + 0 gal]/100 mi)†	22	310	3.5	\$1,200	10
	Gasoline	25 / 25 / 26	288				

SUBARU

Crosstrek Hybrid AWD

AV, 2.0L, 4cyl, 88 kW AC Induction	Electricity + Gasoline	90 MPGe ([38kWh + 0 gal]/100 mi)†	17	480	2	\$950	10
	Gasoline	35 / 36 / 35	464				

VOLVO

XC60 AWD PHEV

A-S8, 2.0L, 4cyl, 34 and 65kW 3-phase Sync.	Electricity + Gasoline	57 MPGe ([57kWh + 0 gal]/100 mi)†	19	520	3	\$1,500	10
	Premium Gasoline	27 / 26 / 28	502				

STANDARD SPORT UTILITY VEHICLES 4WD

BENTLEY

Bentayga PHEV

S8, 3.0L, 6cyl,	NA	NA	NA	NA	NA	NA	NA
	NA	NA	NA	NA	NA	NA	NA

LAND ROVER

Range Rover PHEV

A-S8, 2.0L, 4cyl, 105 kW PMSW	Electricity + Gasoline	42 MPGe ([80kWh + 0 gal]/100 mi)†	19	480	3	\$2,100	8
	Premium Gasoline	19 / 18 / 21	461				

Manufacturer Model Trans, Eng Size, Cyl Elec. Motor	Fuel	Fuel Economy	Range (miles)	Total Range* (miles)	Charge Time (hrs @ 240 V)	Annual Fuel Cost	GHG Rating
		Combined MPGe Comb / City / Hwy MPG					
Range Rover Sport PHEV							
A-S8, 2.0L, 4cyl, 105 kW PMSM	Electricity + Gasoline	42 MPGe ([80kWh + 0 gal]/100 mi)†	19	480	3	\$2,100	8
	Premium Gasoline	19 / 18 / 21	461				
LINCOLN							
Aviator PHEV AWD							
A-S10, 3.0L, 6cyl, 74 kW PMSM	Electricity + Gasoline	56 MPGe ([60kWh + 0 gal]/100 mi)†	21	460	2.6	\$1,450	9
	Gasoline	23 / 22 / 25	443				
VOLVO							
XC90 AWD PHEV							
A-S8, 2.0L, 4cyl, 34 and 65kW 3-phase Sync.	Electricity + Gasoline	55 MPGe ([58kWh + 0 gal]/100 mi)†	18	520	3	\$1,500	10
	Premium Gasoline	27 / 26 / 28	505				

NOTES AND ABBREVIATIONS:

- *..... Total range includes operation on both electricity and gasoline and is rounded to the nearest 10 miles.
- †..... This vehicle did not use any gasoline for charge-depleting (electric) operation during EPA city and highway tests. However, depending on how you drive the vehicle, you may use both gasoline and electricity during charge-depleting operation following a full charge.
- ‡..... Available for sale in March 2020
- §..... Available nationwide

- AC..... Alternating current induction motor
- IPMSM..... Interior permanent magnet synchronous motor
- Li-Ion..... Lithium Ion
- MPGe..... Miles per gallon gasoline equivalent
- MPK..... Miles per kilogram
- Ni-MH..... Nickel-metal hydride
- PEM..... Proton exchange membrane
- PMSM..... Permanent magnet synchronous motor

ETHANOL FLEXIBLE FUEL VEHICLES

Ethanol flexible fuel vehicles (FFVs) are designed by the original manufacturer to operate on gasoline, E85, or any mixture of the two fuels. Annual fuel cost is estimated assuming 15,000 miles of travel each year (55% city and 45% highway) and an average fuel cost of \$2.31 per gallon for E85, \$2.58 per gallon for regular unleaded gasoline, and \$3.21 per gallon for premium unleaded gasoline. The price of ethanol is highly variable from region to region; it is typically lower in the Midwestern United States and higher in other areas. Also, the ethanol content of E85 can range from 51% to 83% and typically varies seasonally. Therefore, actual consumer experience may differ

significantly from the annual fuel cost estimates presented here, which are based on fuel economy tests using E85.

Fuel economy and driving range values are shown for both gasoline and E85. When operating your FFV on mixtures of gasoline and E85, such as when alternating between using these fuels, your driving range and fuel economy values will likely be somewhere between those listed for the two fuels, depending on the actual percentages of gasoline and E85 in the tank.

Manufacturer Model Configuration (trans, eng size, cyl)	MPG		Annual Fuel Cost	GHG Rating	Fuel	Driving Range (miles)
	Comb	City/Hwy				

LARGE CARS

CHEVROLET

Impala

A-S6, 3.6L, 6cyl	22	18/28	\$1,750	4	Gas	409
	16	14/20	\$2,150	4	E85	298

STANDARD PICKUP TRUCKS 2WD

CHEVROLET

Silverado 2WD

A-6, 5.3L, 8cyl	16	15/19	\$2,400	2	Gas	384/453
	12	11/14	\$2,900	3	E85	288/340

FORD

F150 2WD FFV BASE PAYLOAD LT

A-S10, 5.0L, 8cyl	18	16/21	\$2,150	3	Gas	430/486
	14	12/17	\$2,500	4	E85	335/378

F150 5.0L 2WD FFV GVWR>7599 LBS

A-S10, 5.0L, 8cyl	17	15/20	\$2,300	3	Gas	406/459
	14	12/17	\$2,500	4	E85	335/378

F150 Pickup 2WD FFV

A-S6, 3.3L, 6cyl	22	19/25	\$1,750	4	Gas	526/594
	16	14/19	\$2,150	5	E85	382/432
A-S10, 5.0L, 8cyl	19	17/23	\$2,050	3	Gas	454/513
	14	12/17	\$2,500	4	E85	335/378

GMC

Sierra 2WD

A-6, 5.3L, 8cyl	16	15/19	\$2,400	2	Gas	384/453
	12	11/14	\$2,900	3	E85	288/340

STANDARD PICKUP TRUCKS 4WD

CHEVROLET

Silverado 4WD

A-6, 5.3L, 8cyl	16	14/18	\$2,400	2	Gas	384/453
	12	11/13	\$2,900	2	E85	288/340

FORD

F150 Pickup 4WD FFV

A-S6, 3.3L, 6cyl	20	18/23	\$1,950	4	Gas	478/540
	15	13/17	\$2,300	4	E85	358/405
A-S10, 5.0L, 8cyl	18	15/21	\$2,150	3	Gas	430/486
	13	12/15	\$2,650	3	E85	311/351

Manufacturer Model Configuration (trans, eng size, cyl)	MPG		Annual Fuel Cost	GHG Rating	Fuel	Driving Range (miles)
	Comb	City/Hwy				

GMC

Sierra 4WD

A-6, 5.3L, 8cyl	16	14/19	\$2,400	2	Gas	384/453
	12	11/14	\$2,900	3	E85	288/340

VANS, PASSENGER TYPE

FORD

Transit T150 Wagon 2WD FFV

A-S10, 3.5L, 6cyl	17	15/19	\$2,300	3	Gas	420
	12	11/15	\$2,900	3	E85	296

Transit T150 Wagon 4WD FFV

A-S10, 3.5L, 6cyl	16	14/19	\$2,400	2	Gas	395
	12	11/14	\$2,900	3	E85	296

SPECIAL PURPOSE VEHICLES 2WD

FORD

Transit Connect Van FFV

A-S8, 2.0L, 4cyl	25	24/27	\$1,550	5	Gas	300
	19	18/20	\$1,800	5	E85	395

Transit Connect Wagon LWB FFV

A-S8, 2.0L, 4cyl	26	24/29	\$1,500	5	Gas	411
	19	17/21	\$1,800	6	E85	300

STANDARD SPORT UTILITY VEHICLES 2WD

CHEVROLET

Suburban C1500 2WD

A-6, 5.3L, 8cyl	18	15/22	\$2,150	3	Gas	572
	13	11/17	\$2,650	3	E85	413

Tahoe C1500 2WD

A-6, 5.3L, 8cyl	18	15/22	\$2,150	3	Gas	459
	13	11/17	\$2,650	3	E85	332

GMC

Yukon C1500 2WD

A-6, 5.3L, 8cyl	18	15/22	\$2,150	3	Gas	459
	13	11/17	\$2,650	3	E85	332

Yukon C1500 XL 2WD

A-6, 5.3L, 8cyl	18	15/22	\$2,150	3	Gas	572
	13	11/17	\$2,650	3	E85	413

Manufacturer Model Configuration (trans, eng size, cyl)	MPG		Annual Fuel Cost	GHG Rating	Fuel	Driving Range (miles)
	Comb	City/Hwy				

STANDARD SPORT UTILITY VEHICLES 4WD

CHEVROLET

Suburban K1500 4WD

A-6, 5.3L, 8cyl	16	14/21	\$2,400	2	Gas	509
	12	11/15	\$2,900	3	E85	382

Tahoe K1500 4WD

A-6, 5.3L, 8cyl	17	15/21	\$2,300	3	Gas	434
	13	11/16	\$2,650	3	E85	332

FORD

Explorer FFV AWD

A-S10, 3.3L, 6cyl	19	16/23	\$2,050	3	Gas	414
	13	11/15	\$2,650	3	E85	283

Manufacturer Model Configuration (trans, eng size, cyl)	MPG		Annual Fuel Cost	GHG Rating	Fuel	Driving Range (miles)
	Comb	City/Hwy				

GMC

Yukon K1500 4WD

A-6, 5.3L, 8cyl	17	15/21	\$2,300	3	Gas	434
	13	11/16	\$2,650	3	E85	332

Yukon K1500 XL 4WD

A-6, 5.3L, 8cyl	16	14/21	\$2,400	2	Gas	509
	12	11/15	\$2,900	3	E85	382

	Interior Volume (cu.ft.) Passenger / Cargo			
	2dr	4dr	Hatch	Pg
ACURA				
ILX		89/12		15
MDX AWD				29
MDX AWD A-SPEC				29
MDX FWD				27
MDX Hybrid AWD				29
NSX Hybrid				11
RDX AWD				29
RDX AWD A-SPEC				29
RDX FWD				27
RDX FWD A-SPEC				27
RLX		102/15		17
RLX Hybrid		102/15		17
TLX AWD		93/14		15
TLX AWD A-SPEC		93/14		15
TLX FWD		94/14		15
TLX FWD A-SPEC		93/14		15
ALFA ROMEO				
4C				11
Giulia		100/12		17
Giulia AWD		100/12		17
Stelvio				27
Stelvio AWD				29
ASTON MARTIN				
DB11 V12	72/9			12
DB11 V8	72/9			12
DBS	72/9			12
Vantage V8				11
AUDI				
A3		86/12		13
A3 Cabriolet quattro	79/10			13
A3 quattro		86/10		13
A4		92/13		15
A4 allroad quattro		90/28		23
A4 quattro		92/13		15
A5 Cabriolet quattro	81/10			13
A5 quattro	84/12			13
A5 Sportback quattro			91/22	17
A6 Allroad		99/14		17
A6 quattro		99/14		17
A7 quattro			95/25	17
A8 L		111/13		21
A8L PHEV				44
Audi e-tron				40
Q3 quattro			84/17	29
Q5				29
Q5 e-tron				45
Q7				33
Q8				33
R8 AWD				11
R8 Spyder AWD				11
RS3		86/10		13
S3		86/10		13
S4		90/13		15
S5	84/13			13
S5 Cabriolet	81/10			13
S5 Sportback	91/22		91/22	17
S6		98/16		18
S7			94/25	18

	Interior Volume (cu.ft.) Passenger / Cargo			
	2dr	4dr	Hatch	Pg
S8		111/13		21
SQ5				29
TT Coupe quattro	74/13			13
TT Roadster quattro				11
TT RS	74/13			13
TTS Coupe	74/13			13
BENTLEY				
Bentayga				33
Bentayga PHEV				45
Continental GT	87/11			13
Continental GT Convertible		77/6		12
Flying Spur	102/13			18
BMW				
230i Convertible	82/10			13
230i Coupe	90/10			13
230i xDrive Convertible	82/10			13
230i xDrive Coupe	90/10			13
330i		94/13		15
330i xDrive		94/13		15
430i Convertible	90/9			13
430i Coupe	90/11			15
430i Gran Coupe		93/12		15
430i xDrive Convertible	90/9			13
430i xDrive Coupe	90/11			15
430i xDrive Gran Coupe		93/12		15
440i Convertible	90/9			13
440i Coupe	90/11			15
440i Gran Coupe		92/12		15
440i xDrive Convertible	90/9			13
440i xDrive Coupe	90/11			15
440i xDrive Gran Coupe		92/12		15
530e		99/10		15,43
530e xDrive		99/10		15,43
530i		99/14		18
530i xDrive		99/14		18
540i		99/14		18
540i xDrive		99/14		18
740i		114/14		21
740i xDrive		114/14		21
745e xDrive		114/10		21,44
750i xDrive		114/14		21
840i Convertible	81/12			13
840i Coupe	81/15			13
840i Gran Coupe	100/16			18
840i xDrive Convertible	81/12			13
840i xDrive Coupe	81/15			13
840i xDrive Gran Coupe	100/16			18
Alpina B7		114/14		21
i3 BEV (120 Ah)				39
i3 REX (120 Ah)				43
i3 S BEV (120 Ah)				39
i3 S REX (120 Ah)				43
I8 Coupe	81/5			13,43
I8 Roadster	81/5			9,11,43
M2 Competition Coupe	86/10			13

	Interior Volume (cu.ft.) Passenger / Cargo			
	2dr	4dr	Hatch	Pg
M240i Convertible	82/10			13
M240i Coupe	89/10			13
M240i Coupe M Performance	89/10			13
M240i xDrive Convertible	82/10			13
M240i xDrive Coupe	89/10			13
M240i xDrive Coupe M Performance	89/10			13
M340i		94/13		15
M340i xDrive		94/13		15
M4 Convertible	91/9			13
M4 Convertible Competition	91/9			13
M4 Coupe	90/11			15
M4 Coupe Competition	90/11			15
M4 CS	90/11			15
M5		103/14		18
M5 Competition		103/14		18
M550i xDrive		99/14		18
M760i xDrive		114/14		21
M8 Competition Convertible	81/12			13
M8 Competition Coupe	81/15			13
M8 Competition Gran Coupe	100/16			18
M8 Convertible	81/12			13
M8 Coupe	81/15			13
M8 Gran Coupe	100/16			18
M850i xDrive Convertible	81/12			13
M850i xDrive Coupe	81/15			13
M850i xDrive Gran Coupe	100/16			18
X1 sDrive28i			101/27	21
X1 xDrive28i			101/27	21
X2 M35i			94/21	18
X2 sDrive28i			94/21	18
X2 xDrive28i			94/21	18
X3 M				29
X3 M Competition				29
X3 M40i				29
X3 sDrive30i				27
X3 xDrive30e				45
X3 xDrive30i				29
X4 M				29
X4 M Competition				29
X4 M40i				29
X4 xDrive30i				29
X5 M50i				33
X5 sDrive40i				32
X5 xDrive40i				33
X5 xDrive50i				33
X6 M50i				33
X6 sDrive40i				32
X6 xDrive40i				33
X7 M50i				33
X7 xDrive40i				33
X7 xDrive50i				33
Z4 M40i				11
Z4 sDrive30i				11

**Interior Volume (cu.ft.)
Passenger / Cargo**

	2dr	4dr	Hatch	Pg
BUGATTI				
Chiron				11

BUICK

Enclave AWD				33
Enclave FWD				32
Encore AWD				29
Encore FWD				27
Envision AWD				29
Envision FWD		75/26		27
Regal			98/18	18
Regal AWD			98/18	18
Regal TourX AWD		99/19		23

BYD

e6			88/16	27,39
----	--	--	-------	-------

CADILLAC

CT5		99/13		18
CT5 AWD		99/13		18
CT6 AWD		110/15		21
Escalade 2WD				32
Escalade 4WD				33
XT4 AWD		101/22		29
XT4 FWD		101/22		27
XT5 AWD				30
XT5 FWD				27
XT6 AWD				30
XT6 FWD				27

CHEVROLET

Blazer AWD				30
Blazer FWD				28
Bolt EV		94/17		9,23,39
Camaro	78/9			14
Colorado 2WD			9,24,37	
Colorado 4WD			24,37	
Colorado ZR2 4WD			24,37	
Equinox AWD		103/30		30
Equinox FWD		103/30		28
Impala		105/19		21,47
Malibu		100/13		18
Silverado 2WD			9,25,37,47	
Silverado 4WD			25,37,47	
Silverado 4WD TrailBoss			25	
Silverado Cab Chassis 2WD			26	
Silverado Cab Chassis 4WD			27	
Sonic		91/12		16
Sonic 5		91/19		23
Spark		86/11		9,14
Spark ACTIV		86/11		9,14
Suburban C1500 2WD			32,47	
Suburban K1500 4WD			33,48	
Tahoe C1500 2WD			32,47	
Tahoe K1500 4WD			33,48	
Traverse AWD			34	
Traverse FWD			32	
Trax AWD			30	
Trax FWD			28	

CHRYSLER

300		106/16		21
-----	--	--------	--	----

**Interior Volume (cu.ft.)
Passenger / Cargo**

	2dr	4dr	Hatch	Pg
300 AWD		106/16		21
Pacifica				9,27
Pacifica Hybrid				9,27,45
Voyager				9,27

DODGE

Challenger	94/16			18
Challenger AWD	94/16			18
Challenger SRT	94/16			18
Challenger SRT Widebody	94/16			18
Challenger Widebody	94/16			18
Charger		105/16		21
Charger AWD		105/16		21
Charger SRT Widebody		105/17		21
Charger Widebody		105/17		21
Durango AWD				34
Durango RWD				32
Durango SRT AWD				34
Grand Caravan				27

FERRARI

488 Pista				11
488 Pista Spider				11
812 Superfast				11
F8 Tributo				11
GTC4Lusso			69/7	12
GTC4Lusso T			69/7	12
Portofino	75/5			12

FIAT

124 Spider				9,11
500 L		99/22		23
500X AWD				30

FORD

EcoSport AWD				30
EcoSport FWD				28
Edge AWD				30
Edge FWD				28
Escape AWD				30
Escape AWD HEV				30
Escape FWD				28
Escape FWD HEV				9,28
Escape FWD PHEV				45
Expedition 2WD				32
Expedition 4WD				34
Expedition MAX 2WD				32
Expedition MAX 4WD				34
Explorer AWD				34
Explorer FFV AWD				34,48
Explorer HEV AWD				34
Explorer HEV RWD				32
Explorer RWD				33
F-150				37,37
F150 2WD FFV BASE PAYLOAD LT				25,47
F150 5.0L 2WD FFV GVWR>7599 LBS				25,47
F150 Pickup 2WD				25
F150 Pickup 2WD FFV				25,47
F150 Pickup 2WD Limited				25
F150 Pickup 4WD				26
F150 Pickup 4WD FFV				26,47
F150 Pickup 4WD Limited				26

**Interior Volume (cu.ft.)
Passenger / Cargo**

	2dr	4dr	Hatch	Pg
F150 RAPTOR 4WD				26
Fusion AWD		103/16		18
Fusion Energi Plug-in Hybrid		103/8		18,43
Fusion FWD		103/16		18
Fusion Hybrid FWD		103/12		18
Fusion Hybrid Taxi		103/16		18
Fusion Special Service PHEV		103/8		18,44
GT		43/0		11
Mustang		83/13		14
Mustang Bullitt		83/14		14
Mustang Convertible		80/11		14
Mustang HO				
Convertible		85/12		14
Mustang HO Coupe		85/12		14
Ranger 2WD				25
Ranger 2WD Incomplete				26
Ranger 4WD				26
Shelby GT350				
Mustang	82/12			14
Shelby GT500				
Mustang	85/12			14
Transit Connect USPS				26
Transit Connect Van 2WD				26
Transit Connect Van FFV				26,47
Transit Connect Wagon LWB FFV				26,47
Transit Connect Wagon LWB FWD				26
Transit T150 Wagon 2WD FFV				26,47
Transit T150 Wagon 4WD FFV				26,47

GENESIS

G70 AWD		94/10		16
G70 RWD		94/10		16
G80 AWD		108/15		22
G80 RWD		108/15		22
G90 AWD		113/15		22
G90 RWD		113/15		22

GMC

Acadia AWD				34
Acadia FWD				33
Canyon 2WD				9,24,37
Canyon 4WD				25,37
Sierra 2WD				25,37,47
Sierra 4WD				26,37,47
Sierra 4WD AT4				26,37
Sierra Cab Chassis 2WD				26
Sierra Cab Chassis 4WD				27
Terrain AWD		90/13		30
Terrain FWD		90/13		28
Yukon C1500 2WD				33,47
Yukon C1500 XL 2WD				33,47
Yukon K1500 4WD				34,48
Yukon K1500 XL 4WD				34,48

HONDA

Accord		106/17		22
Accord 2.0T Sport/Touring		103/17		18
Accord Hybrid		106/17		22
Civic 2Dr		91/12		16
Civic 4Dr		98/15		19
Civic 5Dr			97/26	22
Clarity			15/	39
Clarity Fuel Cell				41

**Interior Volume (cu.ft.)
Passenger / Cargo**

	2dr	4dr	Hatch	Pg
Clarity Plug In Hybrid				44
CR-V AWD				30
CR-V FWD				28
Fit		96/17		23
HR-V AWD		100/23		23
HR-V FWD		100/24		23
Insight		98/15		19
Insight Touring		98/15		19
Odyssey				9,27
Passport AWD				30
Passport FWD				28
Pilot AWD				30
Pilot FWD				28
Ridgeline AWD				26
Ridgeline FWD				24

HYUNDAI

Accent	90/14	91/22		16
Elantra	96/14			19
Elantra GT		97/25		22
Elantra SE	96/14			19
Ioniq		96/27		22
Ioniq Blue		96/27		9,22
Ioniq Electric	96/23			19,39
Ioniq Plug-in Hybrid		96/23		19,44
Kona AWD				30
Kona Electric				9,28,39
Kona FWD				28
Nexo				41
Nexo Blue				41
Palisade AWD				34
Palisade FWD				33
Santa Fe AWD				30
Santa Fe FWD				28
Sonata	105/16			22
Tucson AWD				30
Tucson FWD				28
Veloster	90/20			16
Veloster N	90/20			16
Venue	92/19			19

INFINITI

Q50	100/14			19
Q50 AWD	100/14			19
Q50 Red Sport	100/14			19
Q50 Red Sport AWD	100/14			19
Q60	85/9			14
Q60 AWD	85/9			14
Q60 Red Sport	85/9			14
Q60 Red Sport AWD	85/9			14
QX50				28
QX50 AWD				30
QX60 AWD				30
QX60 FWD				28
QX80 2WD				33
QX80 4WD				34

JAGUAR

E-Pace				30
E-Pace P300				30
F-Pace				30
F-Pace 30t				30
F-Type AWD Convertible				11

**Interior Volume (cu.ft.)
Passenger / Cargo**

	2dr	4dr	Hatch	Pg
F-Type AWD Coupe				11
F-Type Convertible				11
F-Type Coupe				11
F-Type S AWD Convertible				11
F-Type S AWD Coupe				11
F-Type S Convertible				11
F-Type S Coupe				11
F-Type SVR AWD Convertible				11
F-Type SVR AWD Coupe				11
I-Pace				30,40
XE		91/10		16
XE 30t		91/10		16
XE AWD		91/10		16
XE AWD 30t		91/10		16
XF		97/14		19
XF 30t		97/14		19
XF AWD		97/14		19
XF AWD 30t		97/14		19
XF Sportbrake AWD		97/34		24

JEEP

Cherokee 4WD				30
Cherokee 4WD Active Drive II				30
Cherokee FWD				28
Cherokee Trailhawk 4WD				30
Compass 4WD				30
Compass FWD				28
Gladiator Pickup 4WD				26
Grand Cherokee 2WD				34
Grand Cherokee 4WD				34
Grand Cherokee SRT 4WD				34
Grand Cherokee Trackhawk 4WD				34
Renegade 2WD				28
Renegade 4WD				30
Renegade Trailhawk 4WD				30
Wrangler 4WD				30
Wrangler Unlimited 4WD				31,37

KARMA

Revero GT (21-inch wheels)	87/5			9,14,43
----------------------------	------	--	--	---------

KIA

Forte	96/15			19
Forte FE	96/15			19
K900	110/15			22
Niro	101/22			23
Niro Electric	97/22			39
Niro FE	101/22			9,23
Niro Plug-in Hybrid	101/19			23,45
Niro Touring	101/22			23
Optima	105/16			22
Optima FE	105/16			22
Optima Hybrid	105/13			19
Optima Plug-in Hybrid	105/10			19,44
Rio	90/14	91/17		16
Sedona				27
Sorento AWD				31
Sorento FWD				28
Soul	101/24			23
Soul Eco dynamics	101/24			23
Soul Electric	98/23			24,39
Sportage AWD				31
Sportage FWD				28

**Interior Volume (cu.ft.)
Passenger / Cargo**

	2dr	4dr	Hatch	Pg
Stinger AWD		95/23		19
Stinger RWD		95/23		19
Telluride AWD		157/21		31
Telluride FWD		157/21		28

LAMBORGHINI

Aventador Coupe				11
Aventador Roadster				11
Huracan				11
Huracan 2WD				11
Huracan Spyder				11
Huracan Spyder 2WD				11
Urus				34

LAND ROVER

Discovery				34,37
Discovery Sport				31
Discovery Sport MHEV				31
Evoque				31
Evoque MHEV				31
Range Rover				34,37
Range Rover LWB				34
Range Rover LWB SVA				34
Range Rover MHEV				34
Range Rover PHEV				34,45
Range Rover Sport				34,37
Range Rover Sport MHEV				34
Range Rover Sport PHEV				34,46
Range Rover Sport SVR				34
Range Rover SVA				34
Range Rover Velar				31
Range Rover Velar P300				31
Range Rover Velar P380				31

LEXUS

ES 300h	97/14			19
ES 350	100/13			19
ES 350 F Sport	100/13			19
GS 350	99/14			19
GS 350 AWD	100/14			19
GS 350 F Sport	99/14			19
GS F	91/14			16
GX 460				34
IS 300	90/11			16
IS 300 AWD	90/11			16
IS 350	90/11			16
IS 350 AWD	90/11			16
LC 500	86/5			14
LC 500h	86/5			14
LS 500	99/13			19
LS 500 AWD	99/13			19
LS 500h	99/12			19
LS 500h AWD	99/12			19
LX 570				34
NX 300				28
NX 300 AWD				31
NX 300 AWD F Sport				31
NX 300h AWD				31
RC 300	84/10			14
RC 300 AWD	84/10			14
RC 350	84/10			14
RC 350 AWD	84/10			14
RC F	79/10			14

	Interior Volume (cu.ft.) Passenger / Cargo			
	2dr	4dr	Hatch	Pg
RX 350				28
RX 350 AWD				31
RX 350 L				28
RX 350 L AWD				31
RX 450h AWD				9,34
RX 450h L AWD				34
UX 200			90/22	19
UX 250h			90/17	16
UX 250h AWD			90/17	16

LINCOLN

Aviator AWD				35
Aviator PHEV AWD				35,46
Aviator RWD				33
Continental AWD		106/16		22
Continental FWD		106/16		22
Corsair AWD				31
Corsair FWD				28
MKZ AWD		99/16		19
MKZ FWD		99/16		19
MKZ Hybrid FWD		99/12		20
Nautilus AWD				31
Nautilus FWD				28
Navigator 2WD				33
Navigator 4WD				35
Navigator L 2WD				33

LOTUS

Evora	48/6	48/6		12
Evora GT	48/6	48/6		12

MASERATI

Ghibli		108/10		20
Ghibli S		108/10		20
Ghibli SQ4		108/10		20
Levante				35
Levante GTS				35
Levante S				35
Levante Trofeo				35
Quattroporte GTS		114/19		22
Quattroporte S		114/19		22
Quattroporte SQ4		114/19		22

MAZDA

3 4-Door 2WD		93/13		16
3 4-Door 4WD		93/13		16
3 5-Door 2WD			93/20	20
3 5-Door 4WD			93/20	20
6		100/14		20
CX-3 2WD			88/16	16
CX-3 4WD			88/16	16
CX-30 2WD				28
CX-30 4WD				31
CX-5				37,37
CX-5 2WD				28
CX-5 4WD				31
CX-9 2WD				28
CX-9 4WD				31
MAZDA6		99/14		37

MERCEDES-BENZ

A220		91/9		14
A220 4matic		91/9		14

	Interior Volume (cu.ft.) Passenger / Cargo			
	2dr	4dr	Hatch	Pg
AMG C43 4matic		90/13		16
AMG C43 4matic Convertible		81/9		14
AMG C43 4matic Coupe		79/10		14
AMG C63			92/13	16
AMG C63 Convertible		81/9		14
AMG C63 Coupe		79/11		14
AMG C63 S			92/13	16
AMG C63 S Convertible		81/9		14
AMG C63 S Coupe		79/11		14
AMG CLA35 4matic			89/12	16
AMG CLS53 4matic Plus			93/12	16
AMG E53 4matic Plus			97/13	20
AMG E53 4matic Plus Convertible			87/9	14
AMG E53 4matic Plus Coupe			89/10	14
AMG E63 S 4matic Plus			98/13	20
AMG E63 S 4matic Plus (wagon)			98/35	24
AMG G63				35
AMG GLC43 4matic				31
AMG GLC43 4matic Coupe				31
AMG GLC63 4matic Plus				31
AMG GLC63 4matic Plus Coupe				31
AMG GLC63 S 4matic Plus Coupe				31
AMG GT 53 4matic Plus			96/13	16
AMG GT 63 4matic Plus			96/13	16
AMG GT 63 S 4matic Plus			96/13	16
AMG GT C Coupe				11
AMG GT C Roadster				11
AMG GT Coupe				11
AMG GT R Coupe				12
AMG GT R Roadster				12
AMG GT Roadster				12
AMG S63 4matic Plus			112/12	22
AMG S63 4matic Plus Convertible			88/7	14
AMG S63 4matic Plus Coupe			90/10	16
AMG S65			112/12	22
AMG SLC43				12
C300			90/13	16
C300 4matic			90/13	16
C300 4matic Convertible			81/9	14
C300 4matic Coupe			79/10	14
C300 Convertible			81/9	14
C300 Coupe			79/10	15
CLA250			89/12	16
CLA250 4matic			89/12	17
CLS450			93/12	17
CLS450 4matic			93/12	17
E350			98/13	20
E350 4matic			98/13	20
E450 4matic			98/13	20
E450 4matic (station wagon)			98/35	24
E450 4matic Convertible			87/9	15
E450 4matic Coupe			89/10	15
E450 Convertible			87/9	15
E450 Coupe			89/10	15

	Interior Volume (cu.ft.) Passenger / Cargo			
	2dr	4dr	Hatch	Pg
G550				35
GLA250				28
GLA250 4matic				31
GLB250				29
GLB250 4matic				31
GLC300				29
GLC300 4matic				31
GLC300 4matic Coupe				31
GLE350				31
GLE350 4matic				31
GLE450 4matic				35
GLE580 4matic				35
GLS450 4matic				35
GLS580 4matic				35
Maybach S650			120/10	22
Metris (Cargo Van)				27
Metris (Cargo Van, LWB)				27
Metris (Passenger Van)				27
S450			112/12	22
S450 4matic			112/12	22
S560			112/12	22
S560 4matic			112/12	22
S560 4matic Coupe			90/10	17
S560 4matic Maybach			120/10	22
S560 Convertible			88/7	15
SL450				12
SL550				12
SLC300				12

MINI

Cooper Convertible		76/5		9,12
Cooper Countryman			97/18	20
Cooper Countryman All4			97/18	20
Cooper Hardtop 2 door			80/9	15
Cooper Hardtop 4 door			84/9	15
Cooper S Clubman			92/18	20
Cooper S Clubman All4			92/18	20
Cooper S Convertible			76/5	12
Cooper S Countryman			97/18	20
Cooper S Countryman All4			97/18	20
Cooper S E Hardtop				39
Cooper S Hardtop 2 door			80/9	15
Cooper S Hardtop 4 door			84/9	15
Cooper SE Countryman All4			95/17	20,44
JCW Countryman All4			97/18	20
John Cooper Works Clubman All4			92/18	20
John Cooper Works Convertible			76/5	12
John Cooper Works Hardtop			80/9	15

MITSUBISHI

Eclipse Cross 2WD				29
Eclipse Cross 4WD				31
Eclipse Cross ES 2WD				29
Eclipse Cross ES 4WD				31
Mirage			86/17 86/17	17
Mirage G4			89/12	17
Outlander 2WD				29
Outlander 4WD				31
Outlander PHEV				32,45
Outlander Sport 2WD				29
Outlander Sport 4WD				32

**Interior Volume (cu.ft.)
Passenger / Cargo**

	2dr	4dr	Hatch	Pg
NISSAN				
370Z				12
370Z Roadster				12
Altima		101/15		20
Altima AWD		101/15		20
Altima AWD SR/Platinum		101/15		20
Altima SR/Platinum		101/15		20
Armada 2WD				33
Armada 4WD				35
GT-R	79/9			15
Kicks		93/25		20
LEAF				39
LEAF SV/SL				39
Maxima		98/14		20
Murano AWD		108/28		24
Murano FWD		108/28		24
NV200 Cargo Van				27
Pathfinder 2WD				29
Pathfinder 4WD				32
Pathfinder 4WD Platinum				32
Rogue AWD				32
Rogue FWD				29
Rogue Sport		96/20		24
Rogue Sport AWD		96/20		24
Versa		90/15		17

PORSCHE

911 Carrera	70/5			12
911 Carrera 4	70/5			12
911 Carrera 4 Cabriolet	68/5			12
911 Carrera 4S	70/5			12
911 Carrera 4S Cabriolet	68/5			12
911 Carrera Cabriolet	68/5			12
911 Carrera S	70/5			12
911 Carrera S Cabriolet	68/5			12
Cayenne				35
Cayenne S				35
Cayenne Turbo				35
Macan				32
Macan S				32
Panamera	108/16			22
Panamera 4	108/16			22
Panamera 4 e-Hybrid	108/16		22,44	
Panamera 4 e-Hybrid Executive	108/16		22,44	
Panamera 4 e-Hybrid ST	108/16		22,44	
Panamera 4 Executive	108/16			22
Panamera 4 ST	108/16			23
Panamera 4S	108/16			23
Panamera 4S Executive	108/16			23
Panamera 4S ST	108/16			23
Panamera GTS	108/16			23
Panamera GTS ST	108/16			23
Panamera Turbo	108/16			23
Panamera Turbo Exec	108/16			23
Panamera Turbo S e-Hybrid	108/16		23,44	
Panamera Turbo S e-Hybrid Executive	108/16		23,44	

**Interior Volume (cu.ft.)
Passenger / Cargo**

	2dr	4dr	Hatch	Pg
RAM				
1500 2WD				25,37
1500 4WD				26,37
1500 Classic 2WD				25
1500 Classic 4WD				26
1500 HFE 2WD				25
Promaster City				27
ROLLS-ROYCE				
Cullinan		112/21		24
Cullinan Black Badge		112/21		24
Dawn	100/9			17
Ghost		111/14		23
Ghost EWB		117/14		23
Phantom		116/15		23
Phantom EWB		127/15		23
Wraith	99/13			20

ROUSH PERFORMANCE

F150 Pickup 2WD				25
F150 Pickup 4WD				26
Stage 3 Mustang	82/12			15

SUBARU

Ascent				35
Ascent Limited/Touring				35
BRZ	77/7			12
BRZ tS	77/7			12
Crosstrek AWD				32
Crosstrek Hybrid AWD				32,45
Forester AWD				32
Impreza 4-Door	100/12			20
Impreza 5-Door	101/21			24
Impreza Sport 4-Door	100/12			20
Impreza Sport 5-Door	101/21			24
Legacy AWD	105/15			23
Outback AWD				32
WRX	97/12			17

TESLA

Model 3 Long Range	97/15			20,39
Model 3 Long Range AWD	97/15			20,39
Model 3 Long Range Performance AWD (18in)	97/15			20,39
Model 3 Long Range Performance AWD (19in)	97/15			20,39
Model 3 Long Range Performance AWD (20in)	97/15			20,39
Model 3 Mid Range	97/15			20,39
Model 3 Standard Range	97/15			20,39
Model 3 Standard Range Plus	97/15			9,20,39
Model S Long Range		94/26		9,23,39
Model S Performance (19in Wheels)		94/26		23,39
Model S Performance (21in Wheels)		94/26		23,39
Model S Standard Range		94/26		23,39
Model X Long Range				35,40
Model X Performance (20in Wheels)				35,40

**Interior Volume (cu.ft.)
Passenger / Cargo**

	2dr	4dr	Hatch	Pg
TOYOTA				
Model X Performance (22in Wheels)				35,40
Model X Standard Range				9,35,40
Model Y AWD Long Range AWD				40
Model Y AWD Long Range AWD Performance				40
Model Y RWD Long Range RWD				40
Model Y RWD Standard Range RWD				40

TOYOTA

4Runner 2WD				33
4Runner 4WD				35
86	77/7			12
Avalon		103/16		20
Avalon Hybrid		103/16		21
Avalon Hybrid XLE		103/16		21
Avalon XLE		103/16		21
C-HR			86/19	17
Camry		100/14		21
Camry Hybrid LE		100/15		21
Camry Hybrid XLE/SE		100/15		21
Camry LE/SE		100/14		21
Camry TRD		100/14		21
Camry XLE/XSE		100/14		21
Camry XSE		100/14		21
Corolla		89/13		17
Corolla Hatchback			85/18	17
Corolla Hatchback XSE			85/18	17
Corolla Hybrid		89/13		9,17
Corolla XLE		89/13		17
Corolla XSE		89/13		17
GR Supra				12
Highlander				29
Highlander AWD				32
Land Cruiser Wagon 4WD				35
Mirai				41
Prius		91/27		21
Prius AWD		91/27		21
Prius c		87/17		17
Prius Eco		91/27		9,21
Prius Prime		91/20		21,44
RAV4				29
RAV4 AWD				32
RAV4 AWD LE				32
RAV4 AWD TRD OFFROAD				32
RAV4 Hybrid AWD				32
Sequoia 2WD				33
Sequoia 4WD				35
Sienna 2WD				27
Sienna AWD				27
Tacoma 2WD				24
Tacoma 4WD				25
Tacoma 4WD D-CAB MT TRD-ORP/PRO				25
Tundra 2WD				25
Tundra 4WD				26
Yaris		86/13	87/16	17
VOLKSWAGEN				
Arteon		96/27		24
Arteon 4motion		96/27		24
Atlas				29
Atlas Cross Sport				29
Atlas Cross Sport 4motion				32
e-Golf			91/17	9,17,39

	Interior Volume (cu.ft.) Passenger / Cargo			
	2dr	4dr	Hatch	Pg
GTI			93/16	17
Jetta		94/16		17
Passat		102/16		21
Tiguan				29
Tiguan 4motion				32
VOLVO				
S60 AWD		93/12		17
S60 AWD PHEV		93/12		17,43
S60 FWD		93/12		17

	Interior Volume (cu.ft.) Passenger / Cargo			
	2dr	4dr	Hatch	Pg
S90 AWD		102/14		21
S90 AWD PHEV		102/14		21,44
V60 AWD PHEV		94/29		24,45
V60 CC AWD		94/29		24
V60 FWD		94/29		24
V90 AWD		98/34		24
V90 CC AWD		98/34		24
V90 FWD		98/34		9,24
XC40 AWD		98/25		32
XC40 FWD		98/25		29

	Interior Volume (cu.ft.) Passenger / Cargo			
	2dr	4dr	Hatch	Pg
XC60 AWD		103/30		32
XC60 AWD PHEV		103/30		32,45
XC60 FWD		103/30		29
XC90 AWD		104/47		35
XC90 AWD PHEV		104/47		35,46
XC90 FWD		104/47		33

NOTES

NOTES

Fuel economy for city, highway, and combined city/highway driving (55% city and 45% highway) in miles per gallon

Combined city/highway fuel economy range for vehicles in same EPA vehicle class and fuel economy for most efficient vehicle overall for model year

Technology and fuel type, such as gasoline, diesel, flexible fuel (gasoline-ethanol [E85]), plug-in hybrid (electricity-gasoline), and electric vehicle

Fuel consumption in gallons per 100 miles in combined city/highway driving

Annual fuel cost based on 15,000 miles per year and an average fuel price

Annual mileage, fuel cost, and other assumptions used to calculate estimates on the sticker

EPA DOT Fuel Economy and Environment Gasoline Vehicle

Fuel Economy
35 MPG (32 city, 40 highway)
2.9 gallons per 100 miles

You save \$1,750 in fuel costs over 5 years compared to the average new vehicle.

Annual fuel cost \$1,150

Fuel Economy & Greenhouse Gas Rating (tailpipe only) 8 (Scale 1 to 10, Best)

Smog Rating (tailpipe only) 5 (Scale 1 to 10, Best)

Actual results will vary for many reasons, including driving conditions and how you drive and maintain your vehicle. The average new vehicle gets 27 MPG and costs \$7,500 to fuel over 5 years. Cost estimates are based on 15,000 miles per year at \$2.70 per gallon. MPGe is miles per gasoline gallon equivalent. Vehicle emissions are a significant cause of climate change and smog.

fueleconomy.gov
Calculate personalized estimates and compare vehicles

Smartphone QR Code SAMPLE

Fuel cost savings or extra expenditure compared to an "average" new vehicle of the same model year

Compares tailpipe emissions of smog-producing pollutants to those of other vehicles of the same model year on a scale of 1 (worst) to 10 (best)

Compares fuel economy and tailpipe greenhouse gas emissions to those of other vehicles of the same model year on a scale of 1 (worst) to 10 (best). Upstream emissions estimates are available at fueleconomy.gov.

QR Code. Scan the code with your smart phone to link to official information on fueleconomy.gov (requires scanner app).